

# TOP JOBS IN CENTRAL PENNSYLVANIA

---

The following charts identify the top jobs in the Central Pennsylvania Region according to projected changes in employment between 2011 and 2016, using data from Economic Modeling Specialists, Incorporated.

There are three (3) categories of jobs to consider:

1. Occupations that typically require **less than 4 years of postsecondary education**,
2. Occupations that typically require a **4-year degree (bachelor's degree) or higher**, and
3. **Emerging occupations**.

Emerging occupations are those that currently have less than 100 local jobs with median wages of \$12.50 or more per hour.

Top jobs are identified by two separate methods:

1. The projected **percentage** of annual job openings-these occupations are referred to as the fastest growing, and
2. The highest **number** of projected annual openings.

The percentages shown for the “fastest growing” charts refer to the number of projected annual job openings as a percent of current employment levels.

For both types of top jobs (fastest growing and highest number of openings), job openings include **new job openings**, which are created due to business expansion or new companies opening, and **replacement job openings** that occur as the result of employee turnover.

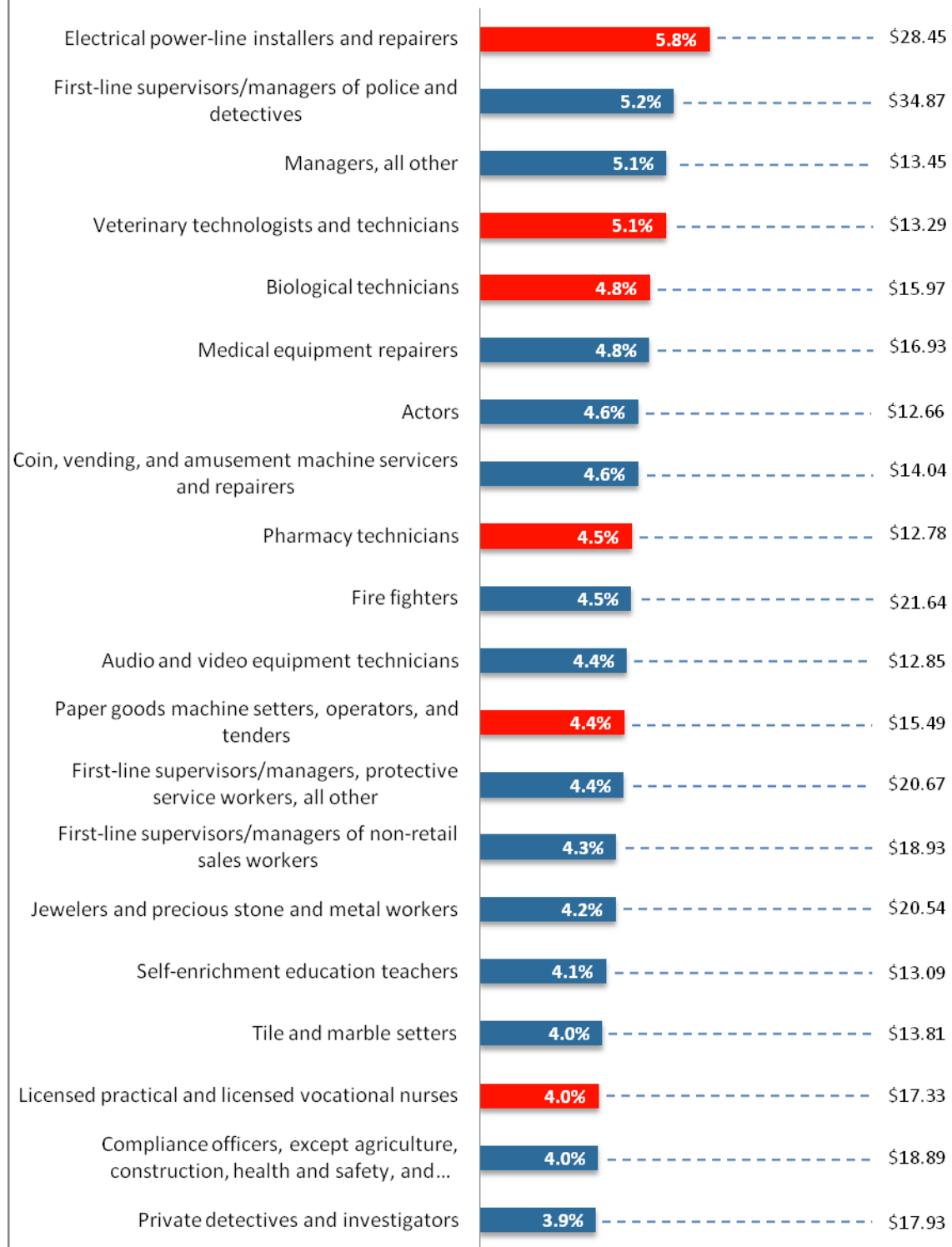
Additionally, each chart includes the current median hourly occupational wage. Occupational wages do not include benefits. Also, the occupation's bar chart is highlighted in red if it is currently on the regional High Priority Occupation list.

For additional information, please contact:

Central Pennsylvania Workforce Development Corporation  
130 Kelly Square, Suite 1  
Lewisburg, PA 17837  
570.568.6868 (P)  
570.568.6867 (F)  
[www.cpwdc.org](http://www.cpwdc.org)



## Fastest Growing Occupations that Require Less than 4 Years of Postsecondary Education



Source: Economic Modeling Specialists, Incorporated Complete Employment-2011.4

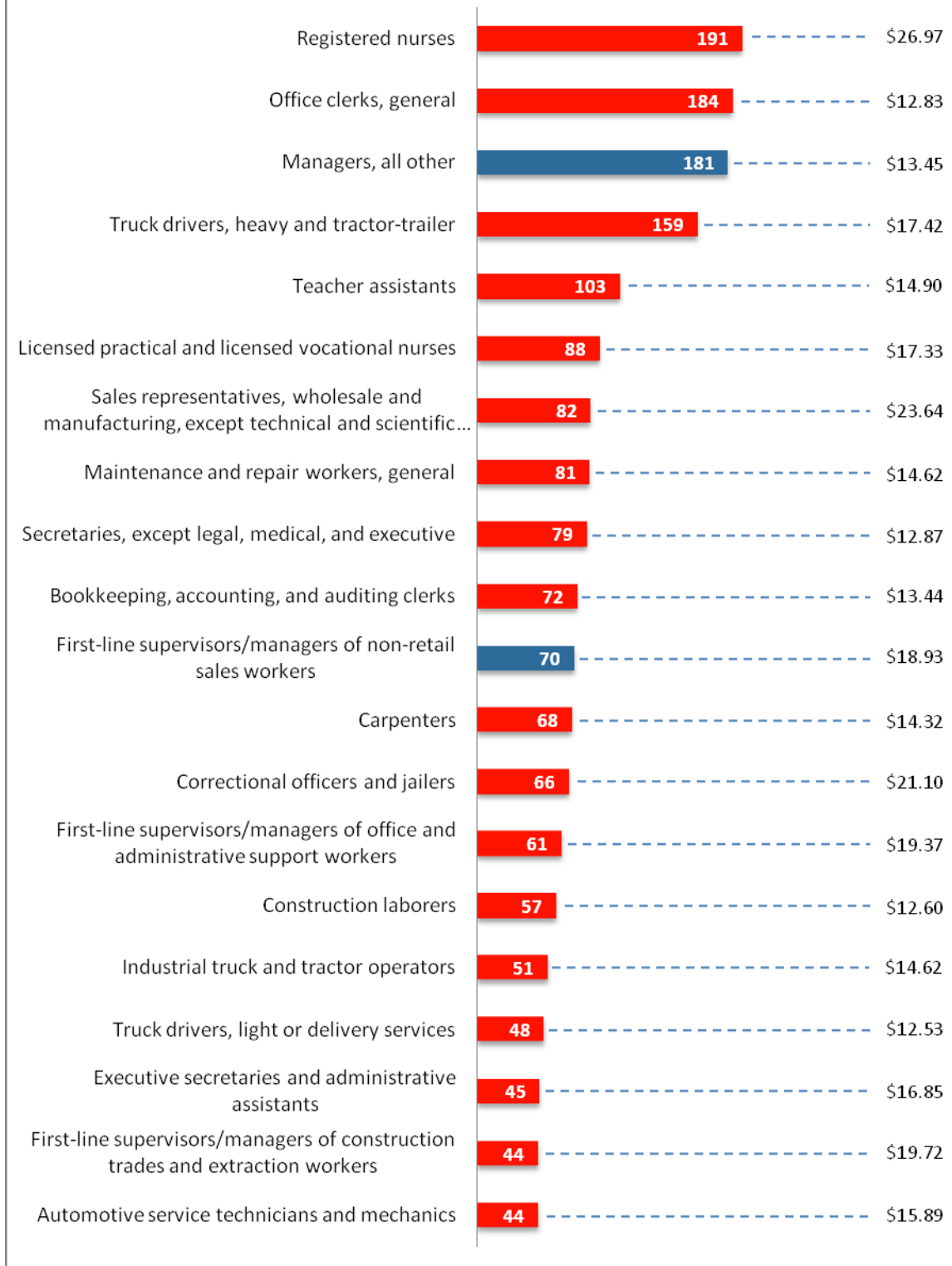
Based on the annual number of projected job openings (new and replacement) as a percent of the number of current jobs in each occupation between 2011 and 2016

2011 median hourly wages are presented; wages do not include benefits

To be considered in this list, occupations must have at least 100 jobs, median hourly wages of \$12.50 or more, and common education levels of less than a bachelor's degree as of 2011

Occupations that appear on the 2011 High Priority Occupation list are highlighted in red

## Highest Number of Job Openings for Occupations that Require Less than 4 Years of Postsecondary Education



Source: Economic Modeling Specialists, Incorporated Complete Employment-2011.4

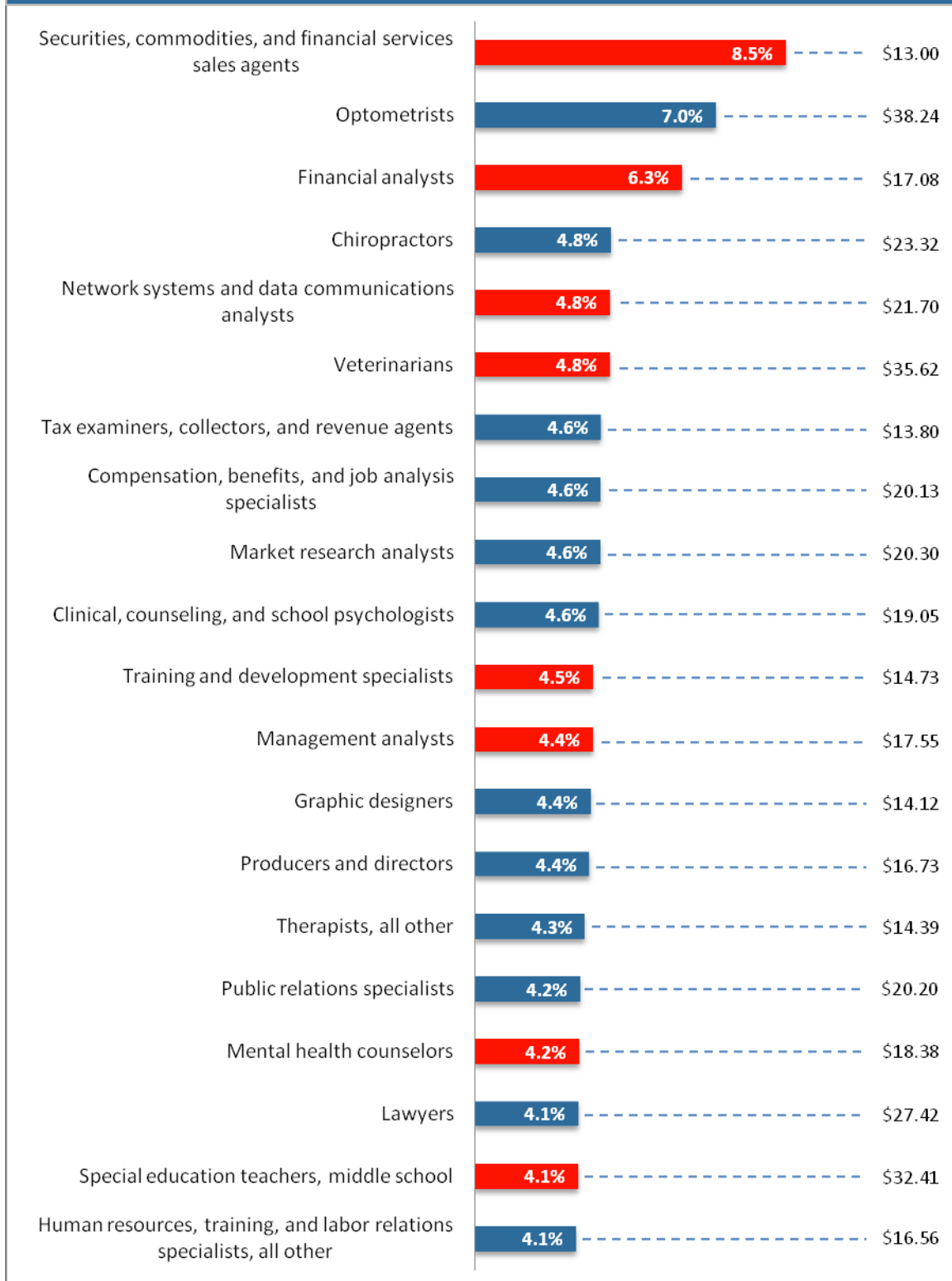
Based on the annual number of projected job openings (new and replacement) from 2011-2016

2011 median hourly wages are presented; wages do not include benefits

To be considered in this list, occupations must have at least 100 jobs, median hourly wages of \$12.50 or more, and common education levels of less than a bachelor's degree as of 2011

Occupations that appear on the 2011 High Priority Occupation list are highlighted in red

## Fastest Growing Occupations that Require a Bachelor's Degree or Higher



Source: Economic Modeling Specialists, Incorporated Complete Employment-2011.4

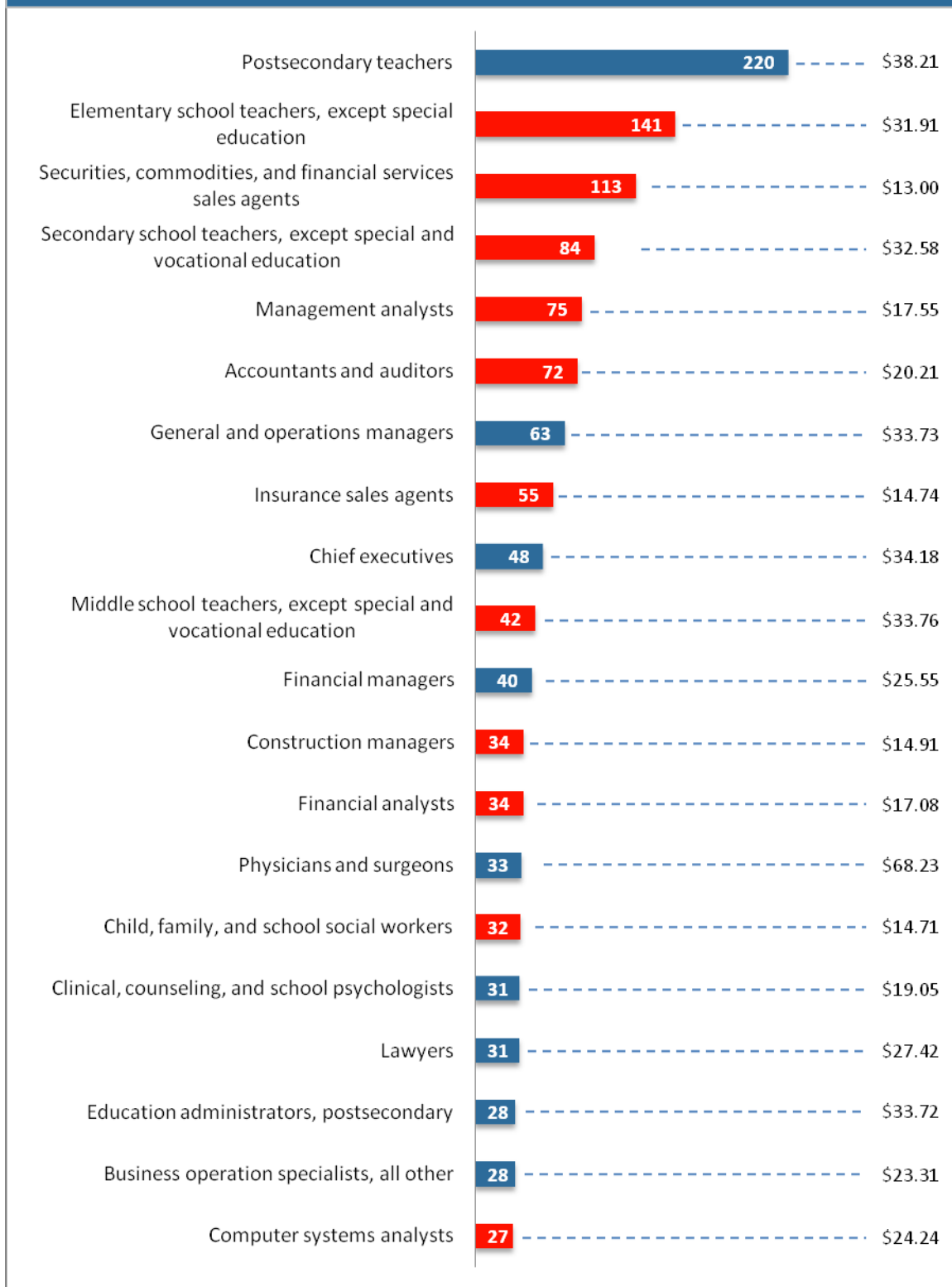
Based on the annual number of projected job openings (new and replacement) as a percent of the number of current jobs in each occupation between 2011 and 2016

2011 median hourly wages are presented; wages do not include benefits

To be considered in this list, occupations must have at least 100 jobs, median hourly wages of \$12.50 or more, and common education levels of a bachelor's degree or higher as of 2011

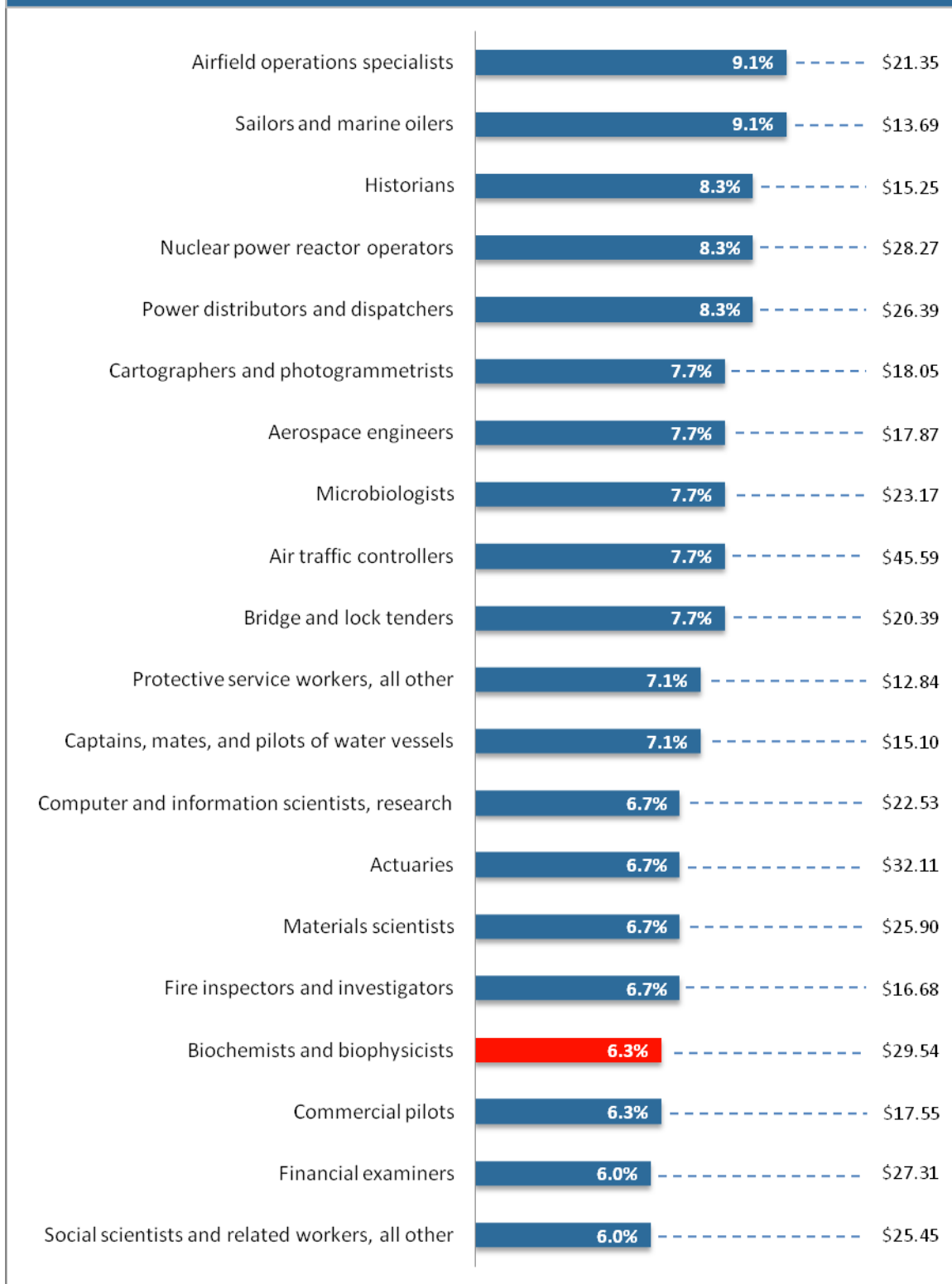
Occupations that appear on the 2011 High Priority Occupation list are highlighted in red

## Highest Number of Job Openings for Occupations that Require a Bachelor's Degree or Higher



Source: Economic Modeling Specialists, Incorporated Complete Employment-2011.4  
 Based on the annual number of projected job openings (new and replacement) from 2011-2016  
 2011 median hourly wages are presented; wages do not include benefits  
 To be considered in this list, occupations must have at least 100 jobs, median hourly wages of \$12.50, and common education levels of a bachelor's degree or higher as of 2011  
 Occupations that appear on the 2011 High Priority Occupation list are highlighted in red

## Fastest Growing *Emerging* Occupations



Source: Economic Modeling Specialists, Incorporated Complete Employment-2011.4

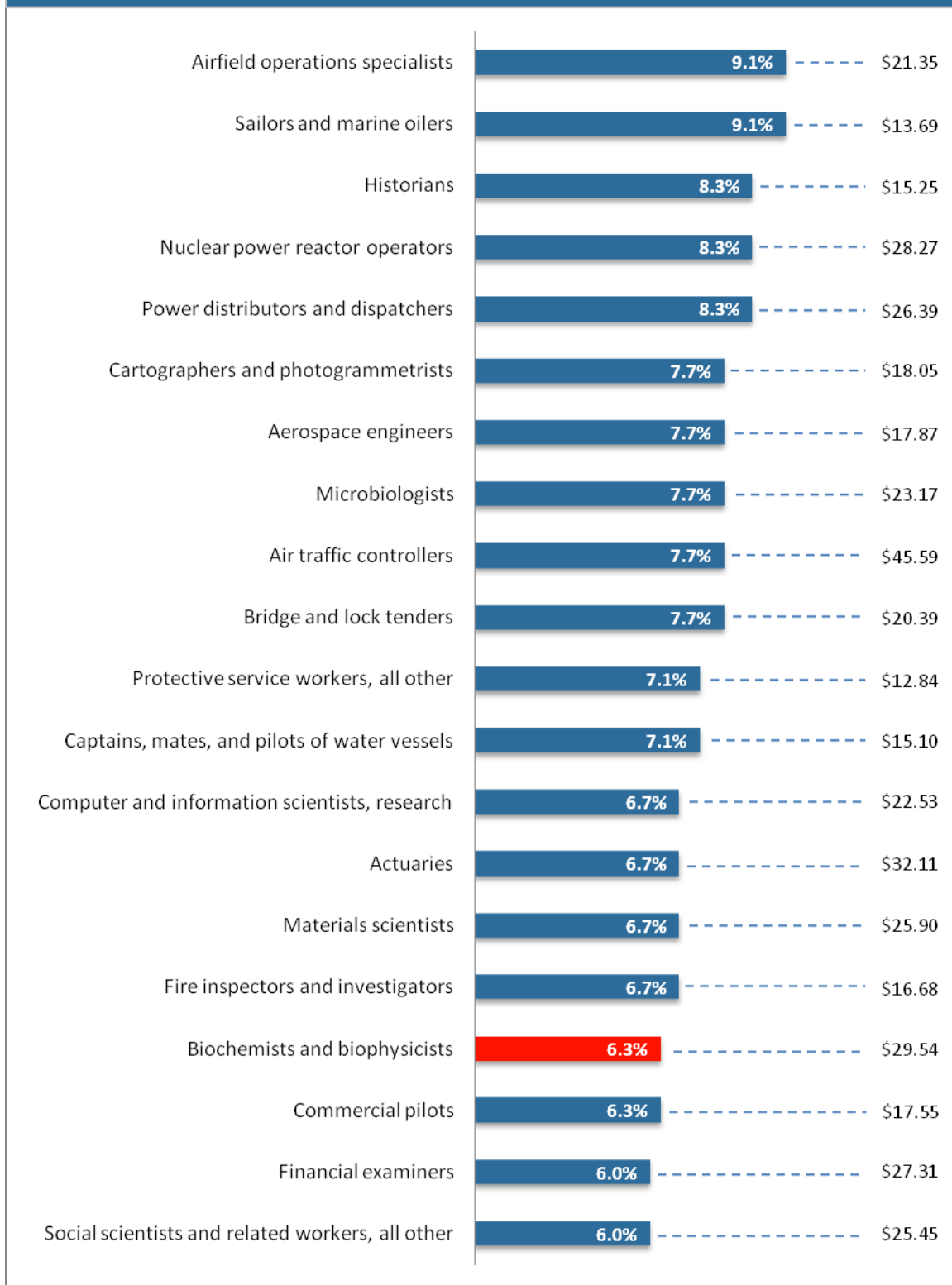
Based on the *annual* number of projected job openings (new and replacement) as a percent of the number of current jobs in each occupation between 2011 and 2016

2011 median hourly wages are presented,; wages do not include benefits

To be considered in this list, occupations must have less than 100 jobs and median hourly wages of \$12.50 or more as of 2011

Occupations that appear on the 2011 High Priority Occupation list are highlighted in red

## Fastest Growing Emerging Occupations



Source: Economic Modeling Specialists, Incorporated Complete Employment-2011.4

Based on the *annual* number of projected job openings (new and replacement) as a percent of the number of current jobs in each occupation between 2011 and 2016

2011 median hourly wages are presented,; wages do not include benefits

To be considered in this list, occupations must have less than 100 jobs and median hourly wages of \$12.50 or more as of 2011

Occupations that appear on the 2011 High Priority Occupation list are highlighted in red