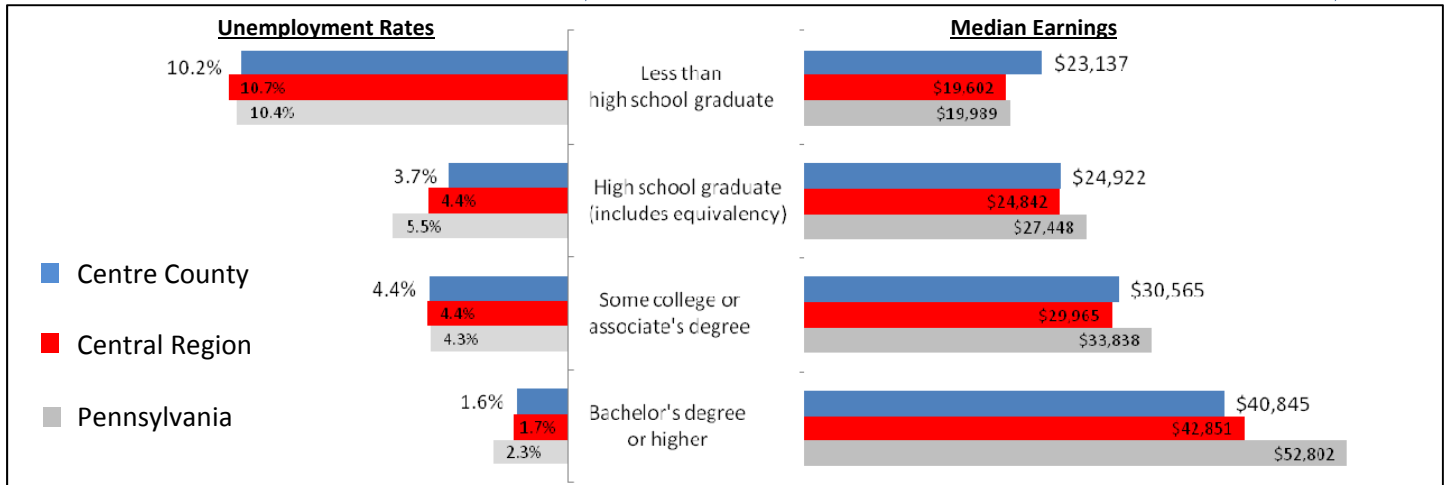


AS EDUCATION LEVELS INCREASE...

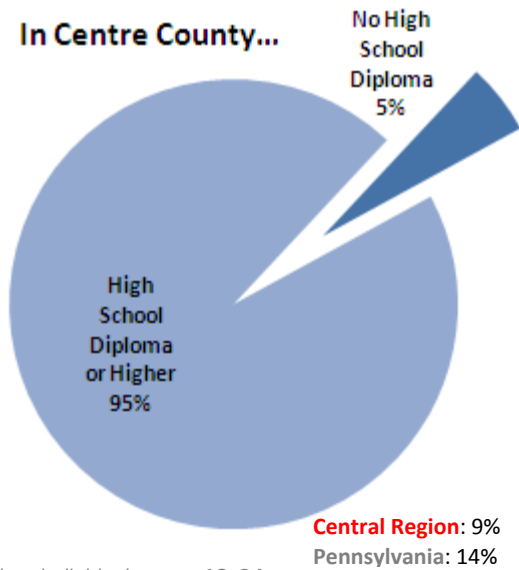
Unemployment rates decrease...

And earnings increase!!!

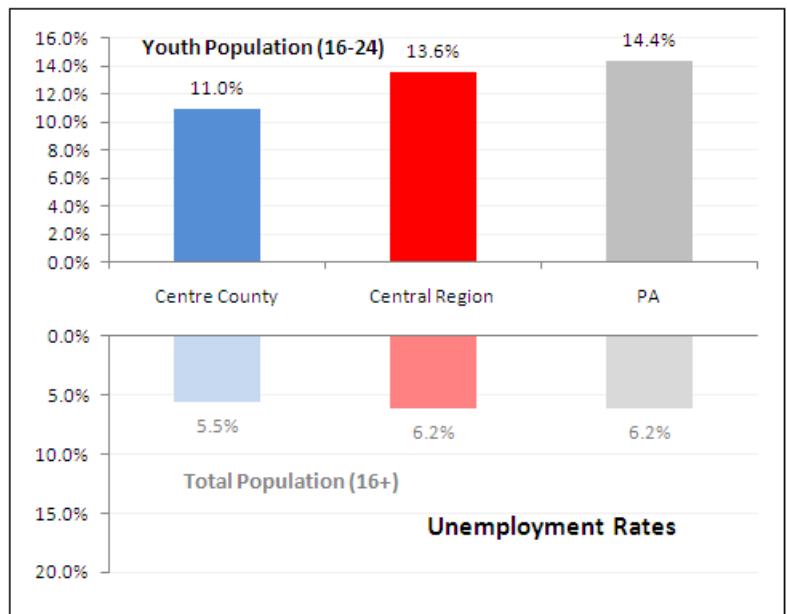


Based on median earnings and unemployment rates for individuals ages 25 and over
Source: 2006-2008 American Community Survey 3-Year Estimates (Central Region excludes Montour County for this graph only; Montour County estimates, which are included in other graphs, are based on 2005-2009 American Community Survey 5-year estimates)

In Centre County...



Based on individuals ages 18-24
Source: 2006-2008 American Community Survey 3-Year Estimates



Interpretation: About 11% of the labor force ages 16-24 in Centre County is unemployed
Source: 2006-2008 American Community Survey 3-Year Estimates

Where do Youth Work...

Centre County

- Accommodation & Food Services (32%)
- Retail Trade (21%)
- Education (13%)

Central Region

- Accommodation & Food Services (27%)
- Retail Trade (21%)
- Health Care & Social Assistance (12%)

Pennsylvania

- Retail Trade (23%)
- Accommodation & Food Services (23%)
- Health Care & Social Assistance (13%)

Interpretation: About 32% of workers ages 14-24 in Centre County work in Accommodation & Food Services
Source: U.S. Census Bureau, LEHD Data, 2009 average

Which Industries Employ Youth...

Centre County

- Accommodation & Food Services (54%)
- Arts, Entertainment, & Recreation (38%)
- Retail Trade (28%)

Central Region

- Accommodation & Food Services (48%)
- Arts, Entertainment, & Recreation (36%)
- Retail Trade (25%)

Pennsylvania

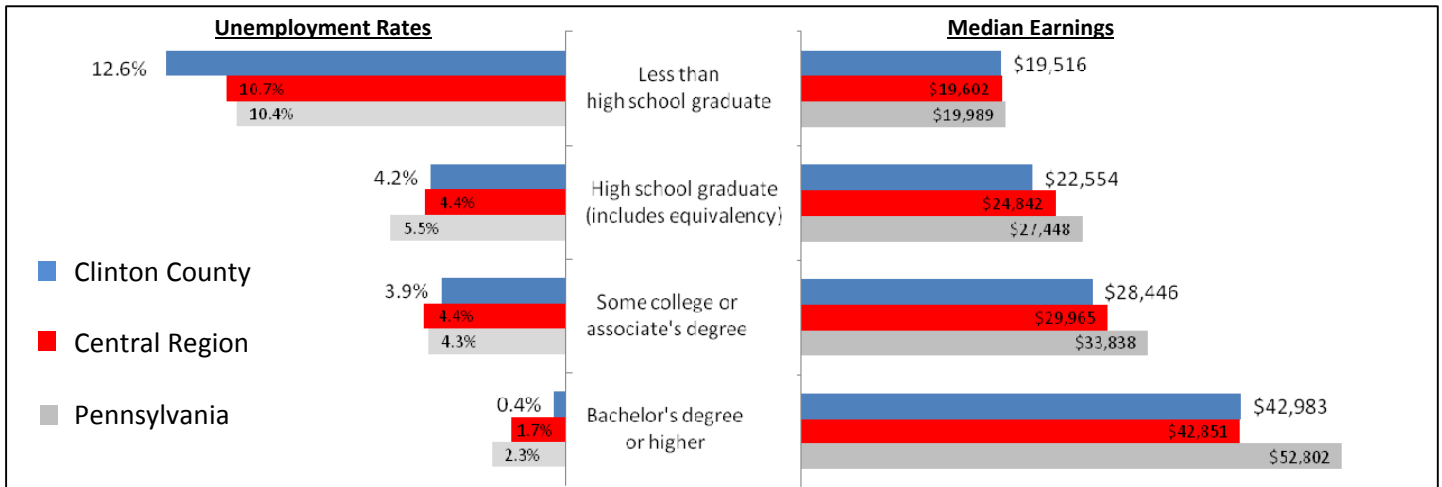
- Accommodation & Food Services (41%)
- Arts, Entertainment, & Recreation (31%)
- Retail Trade (27%)

Interpretation: About 54% of the workforce in the Accommodation & Food Services industry is ages 14-24 in Centre County
Source: U.S. Census Bureau, LEHD Data, 2009 average

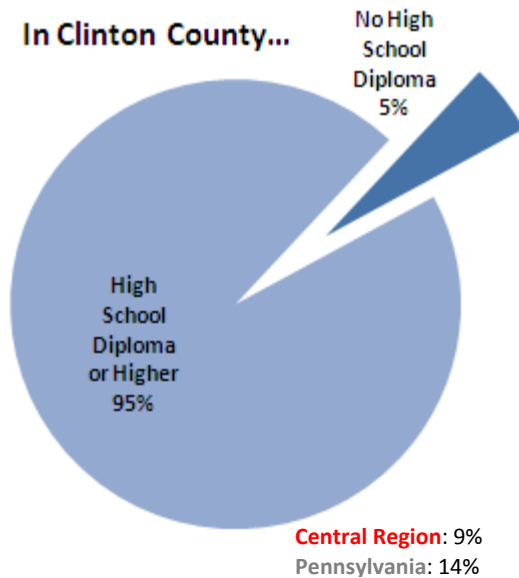
AS EDUCATION LEVELS INCREASE...

Unemployment rates decrease...

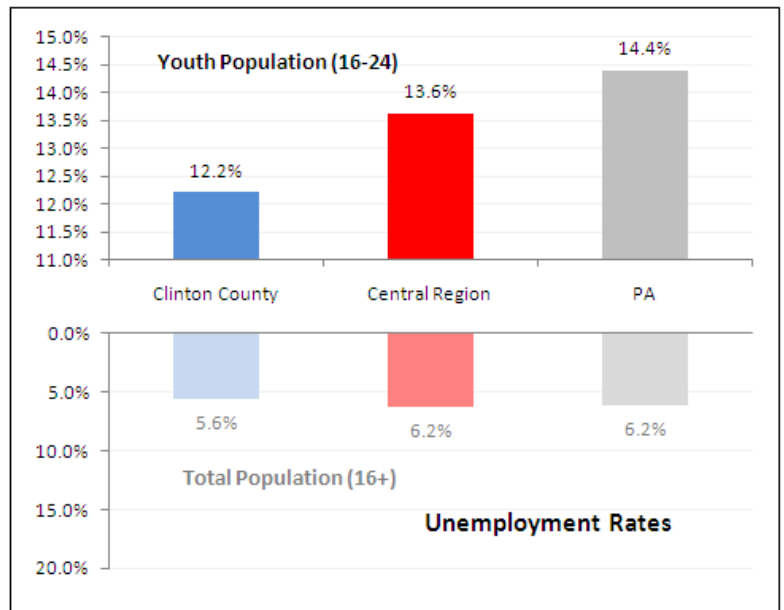
And earnings increase!!!



Based on median earnings and unemployment rates for individuals ages 25 and over
Source: 2006-2008 American Community Survey 3-Year Estimates (Central Region excludes Montour County for this graph only; Montour County estimates, which are included in other graphs, are based on 2005-2009 American Community Survey 5-year estimates)



Based on individuals ages 18-24
Source: 2006-2008 American Community Survey 3-Year Estimates



Interpretation: About 12% of the labor force ages 16-24 in Clinton County is unemployed
Source: 2006-2008 American Community Survey 3-Year Estimates

Where do Youth Work...

Clinton County

- Accommodation & Food Services (27%)
- Retail Trade (20%)
- Manufacturing (16%)

Central Region

- Accommodation & Food Services (27%)
- Retail Trade (21%)
- Health Care & Social Assistance (12%)

Pennsylvania

- Retail Trade (23%)
- Accommodation & Food Services (23%)
- Health Care & Social Assistance (13%)

Interpretation: About 27% of workers ages 14-24 in Clinton County work in Accommodation & Food Services
Source: U.S. Census Bureau, LEHD Data, 2009 average

Which Industries Employ Youth...

Clinton County

- Accommodation & Food Services (49%)
- Other Services (except public admin.) (25%)
- Retail Trade (24%)

Central Region

- Accommodation & Food Services (48%)
- Arts, Entertainment, & Recreation (36%)
- Retail Trade (25%)

Pennsylvania

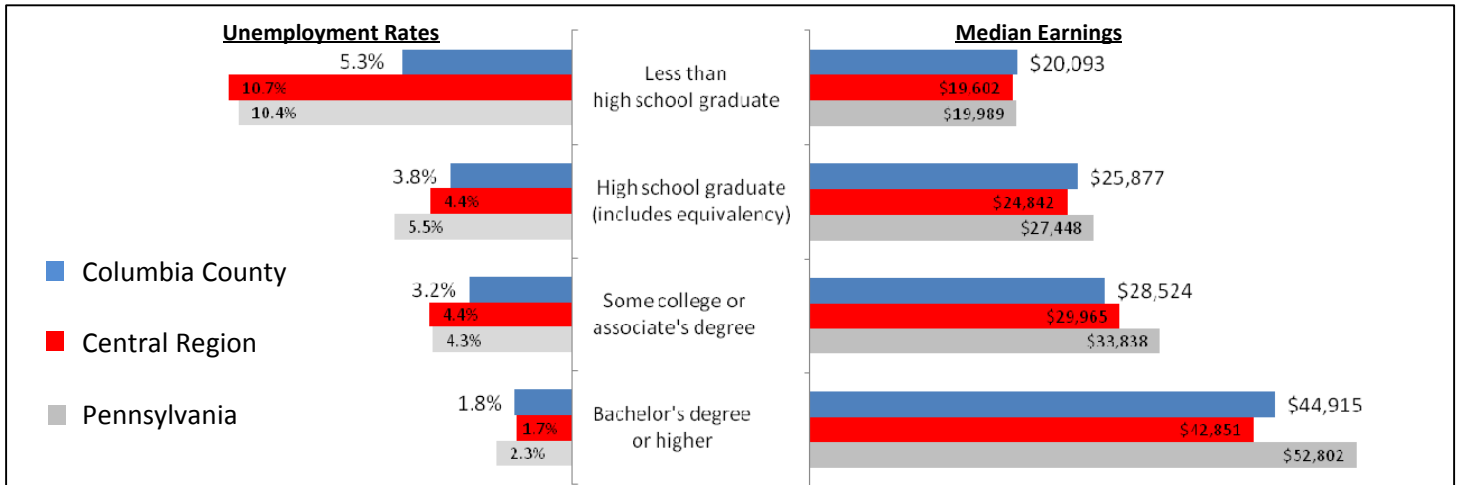
- Accommodation & Food Services (41%)
- Arts, Entertainment, & Recreation (31%)
- Retail Trade (27%)

Interpretation: About 49% of the workforce in the Accommodation & Food Services industry is ages 14-24 in Clinton County
Source: U.S. Census Bureau, LEHD Data, 2009 average

AS EDUCATION LEVELS INCREASE...

Unemployment rates decrease...

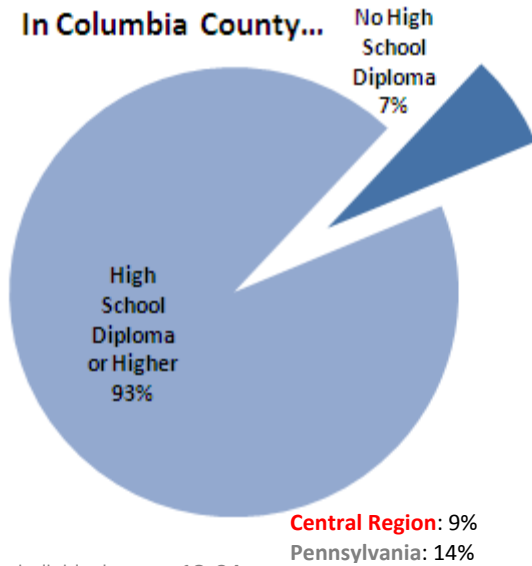
And earnings increase!!!



Based on median earnings and unemployment rates for individuals ages 25 and over

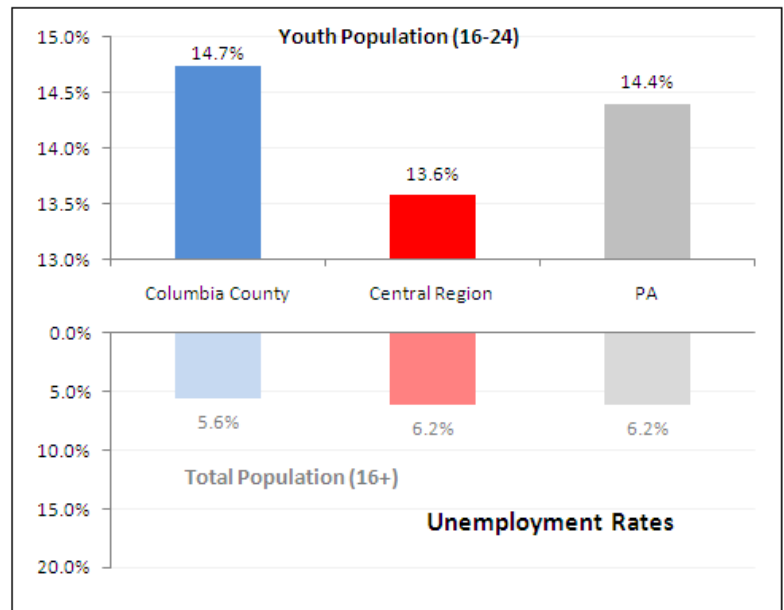
Source: 2006-2008 American Community Survey 3-Year Estimates (Central Region excludes Montour County for this graph only; Montour County estimates, which are included in other graphs, are based on 2005-2009 American Community Survey 5-year estimates)

In Columbia County...



Based on individuals ages 18-24

Source: 2006-2008 American Community Survey 3-Year Estimates



Interpretation: About 15% of the labor force ages 16-24 in Columbia County is unemployed

Source: 2006-2008 American Community Survey 3-Year Estimates

Where do Youth Work...

Columbia County

- Accommodation & Food Services (32%)
- Retail Trade (24%)
- Manufacturing (10%)

Central Region

- Accommodation & Food Services (27%)
- Retail Trade (21%)
- Health Care & Social Assistance (12%)

Pennsylvania

- Retail Trade (23%)
- Accommodation & Food Services (23%)
- Health Care & Social Assistance (13%)

Interpretation: About 32% of workers ages 14-24 in Columbia County work in Accommodation & Food Services
Source: U.S. Census Bureau, LEHD Data, 2009 average

Which Industries Employ Youth...

Columbia County

- Accommodation & Food Services (50%)
- Arts, Entertainment, & Recreation (25%)
- Retail Trade (25%)

Central Region

- Accommodation & Food Services (48%)
- Arts, Entertainment, & Recreation (36%)
- Retail Trade (25%)

Pennsylvania

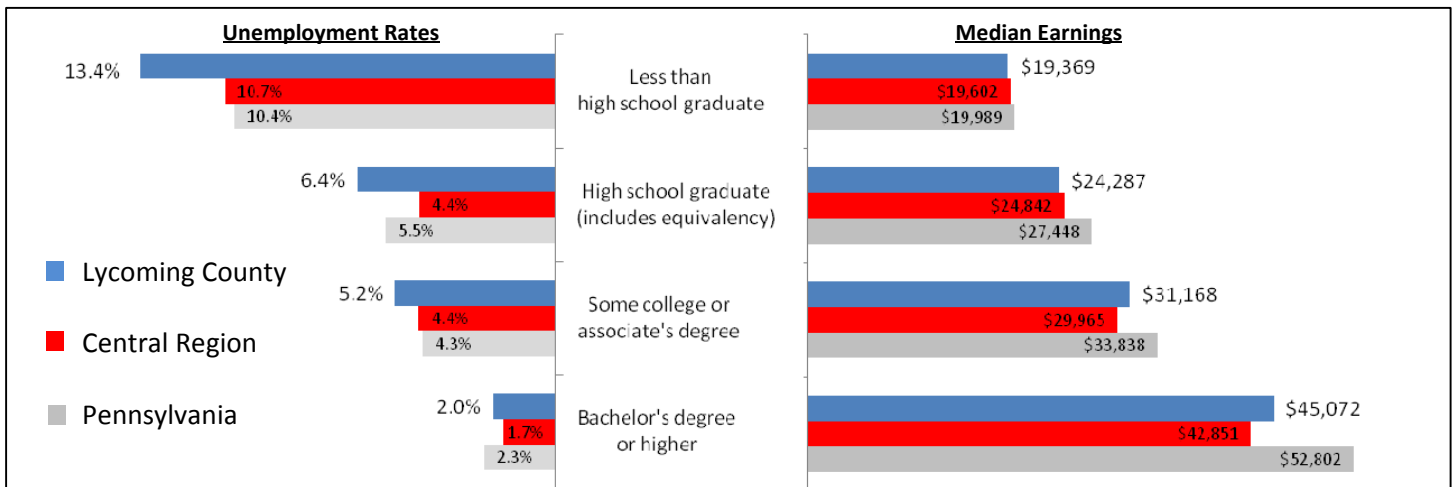
- Accommodation & Food Services (41%)
- Arts, Entertainment, & Recreation (31%)
- Retail Trade (27%)

Interpretation: About 50% of the workforce in the Accommodation & Food Services industry is ages 14-24 in Columbia County
Source: U.S. Census Bureau, LEHD Data, 2009 average

AS EDUCATION LEVELS INCREASE...

Unemployment rates decrease...

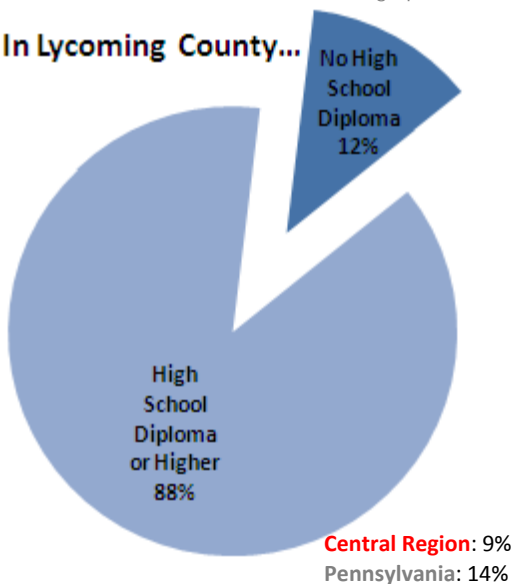
And earnings increase!!!



Based on median earnings and unemployment rates for individuals ages 25 and over

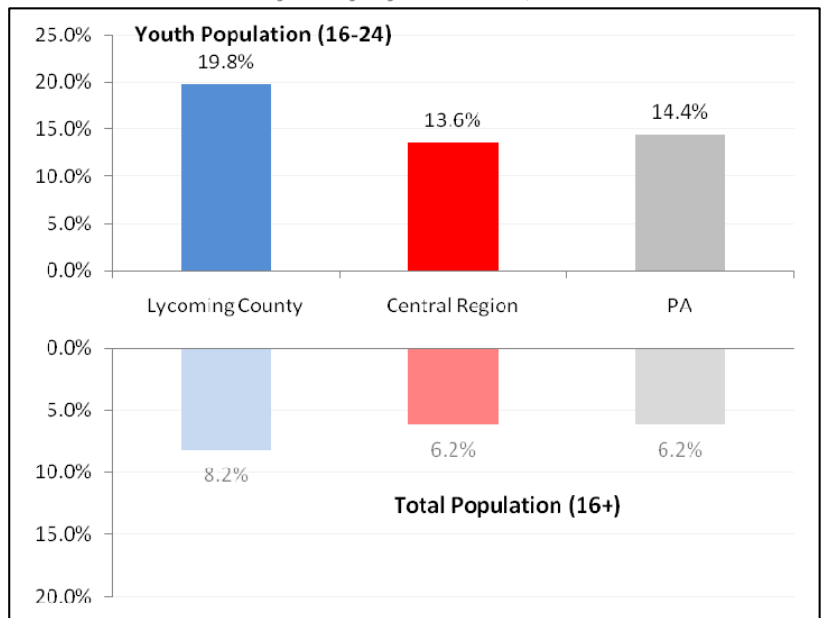
Source: 2006-2008 American Community Survey 3-Year Estimates (Central Region excludes Montour County for this graph only; Montour County estimates, which are included in other graphs, are based on 2005-2009 American Community Survey 5-year estimates)

In Lycoming County...



Based on individuals ages 18-24

Source: 2006-2008 American Community Survey 3-Year Estimates



Interpretation: About 20% of the labor force ages 16-24 in Lycoming County is unemployed

Source: 2006-2008 American Community Survey 3-Year Estimates

Where do Youth Work...

Lycoming County

- Accommodation & Food Services (23%)
- Retail Trade (23%)
- Health Care & Social Assistance (13%)

Central Region

- Accommodation & Food Services (27%)
- Retail Trade (21%)
- Health Care & Social Assistance (12%)

Pennsylvania

- Retail Trade (23%)
- Accommodation & Food Services (23%)
- Health Care & Social Assistance (13%)

Interpretation: About 23% of workers ages 14-24 in Lycoming County work in Accommodation & Food Services
Source: U.S. Census Bureau, LEHD Data, 2009 average

Which Industries Employ Youth...

Lycoming County

- Accommodation & Food Services (41%)
- Arts, Entertainment, & Recreation (29%)
- Retail Trade (25%)

Central Region

- Accommodation & Food Services (48%)
- Arts, Entertainment, & Recreation (36%)
- Retail Trade (25%)

Pennsylvania

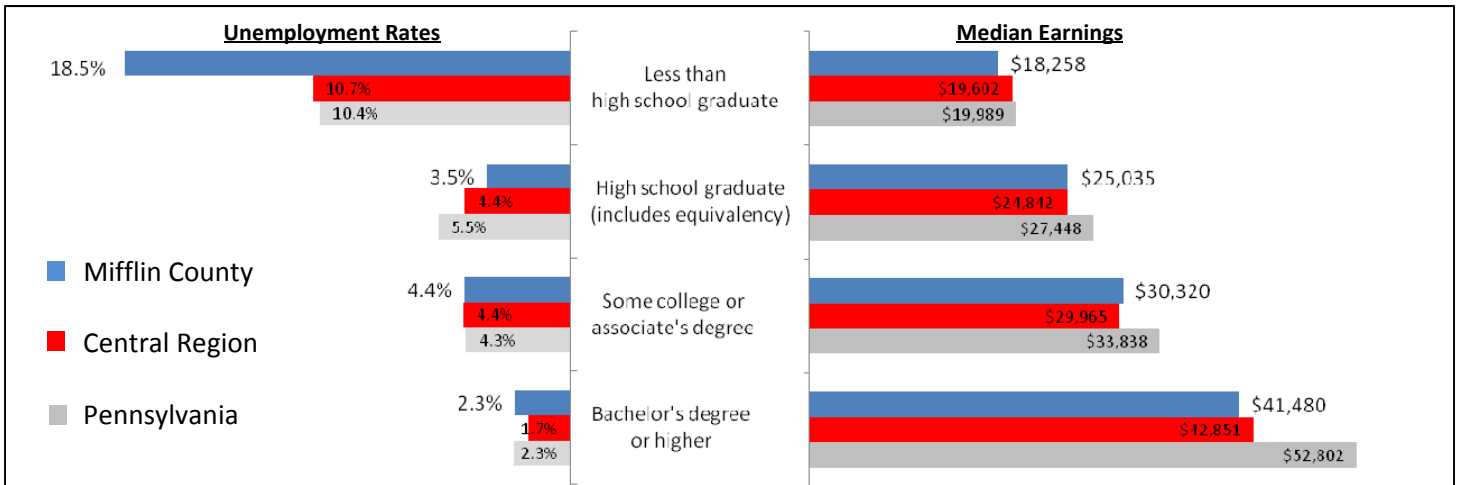
- Accommodation & Food Services (41%)
- Arts, Entertainment, & Recreation (31%)
- Retail Trade (27%)

Interpretation: About 41% of the workforce in the Accommodation & Food Services industry is ages 14-24 in Lycoming County
Source: U.S. Census Bureau, LEHD Data, 2009 average

AS EDUCATION LEVELS INCREASE...

Unemployment rates decrease...

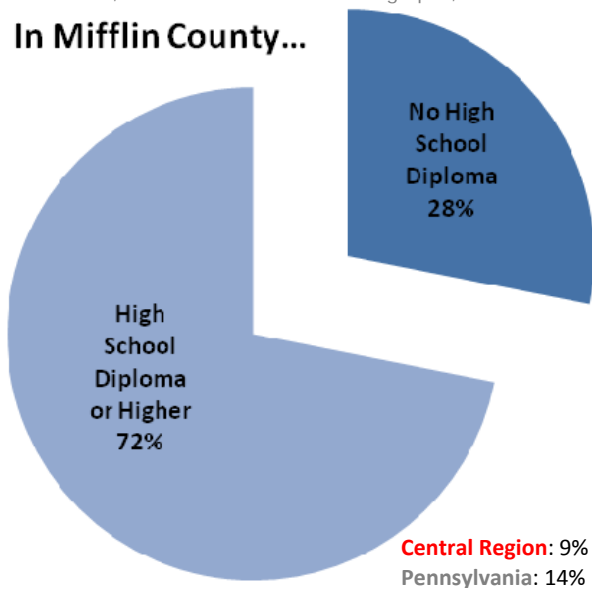
And earnings increase!!!



Based on median earnings and unemployment rates for individuals ages 25 and over

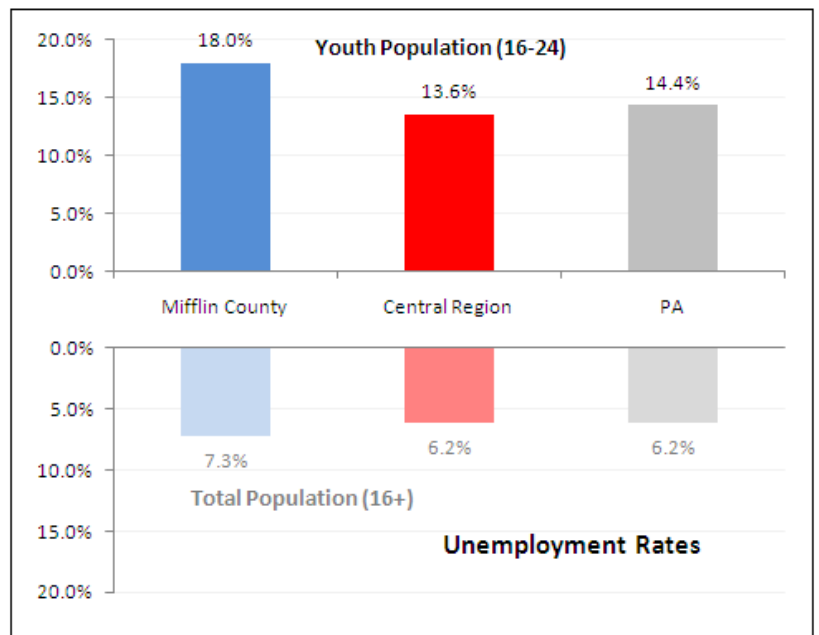
Source: 2006-2008 American Community Survey 3-Year Estimates (Central Region excludes Montour County for this graph only; Montour County estimates, which are included in other graphs, are based on 2005-2009 American Community Survey 5-year estimates)

In Mifflin County...



Based on individuals ages 18-24

Source: 2006-2008 American Community Survey 3-Year Estimates



Interpretation: About 18% of the labor force ages 16-24 in Mifflin County is unemployed

Source: 2006-2008 American Community Survey 3-Year Estimates

Where do Youth Work...

Mifflin County

- Accommodation & Food Services (23%)
- Retail Trade (23%)
- Health Care & Social Assistance (16%)

Central Region

- Accommodation & Food Services (27%)
- Retail Trade (21%)
- Health Care & Social Assistance (12%)

Pennsylvania

- Retail Trade (23%)
- Accommodation & Food Services (23%)
- Health Care & Social Assistance (13%)

Interpretation: About 23% of workers ages 14-24 in Mifflin County work in Accommodation & Food Services

Source: U.S. Census Bureau, LEHD Data, 2009 average

Which Industries Employ Youth...

Mifflin County

- Accommodation & Food Services (46%)
- Arts, Entertainment, & Recreation (21%)
- Retail Trade (21%)

Central Region

- Accommodation & Food Services (48%)
- Arts, Entertainment, & Recreation (36%)
- Retail Trade (25%)

Pennsylvania

- Accommodation & Food Services (41%)
- Arts, Entertainment, & Recreation (31%)
- Retail Trade (27%)

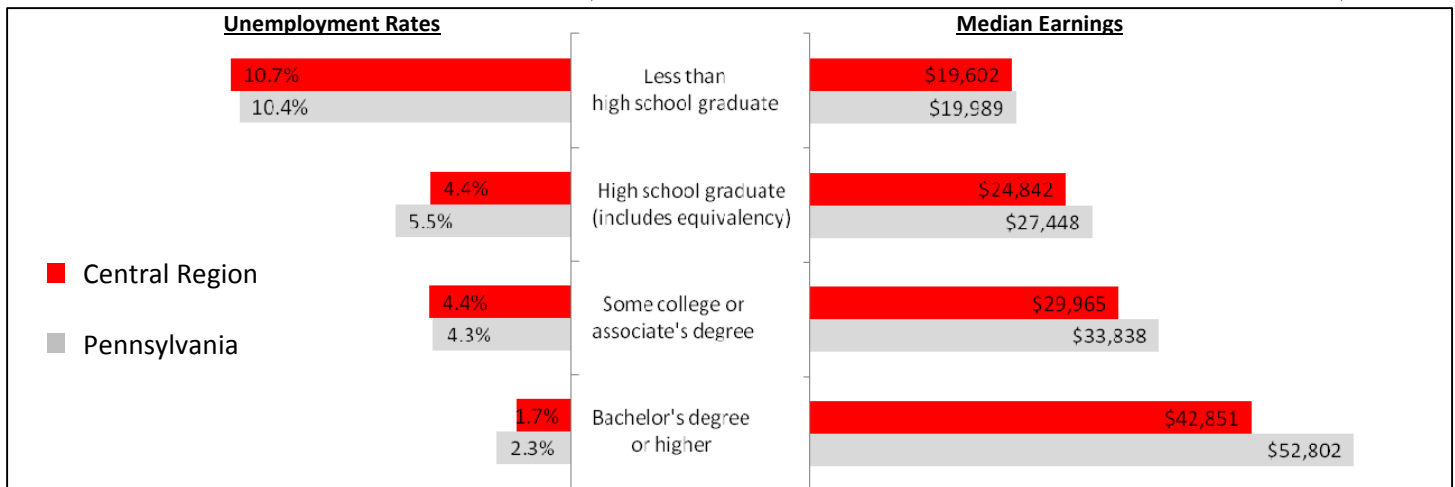
Interpretation: About 46% of the workforce in the Accommodation & Food Services industry is ages 14-24 in Mifflin County

Source: U.S. Census Bureau, LEHD Data, 2009 average

AS EDUCATION LEVELS INCREASE...

Unemployment rates decrease...

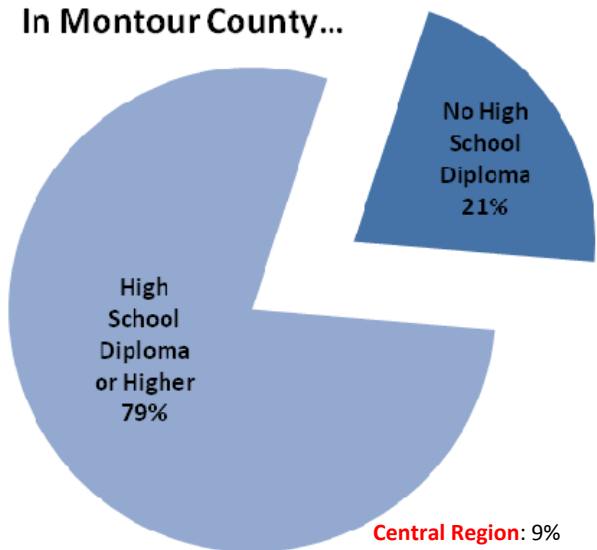
And earnings increase!!!



Based on median earnings and unemployment rates for individuals ages 25 and over

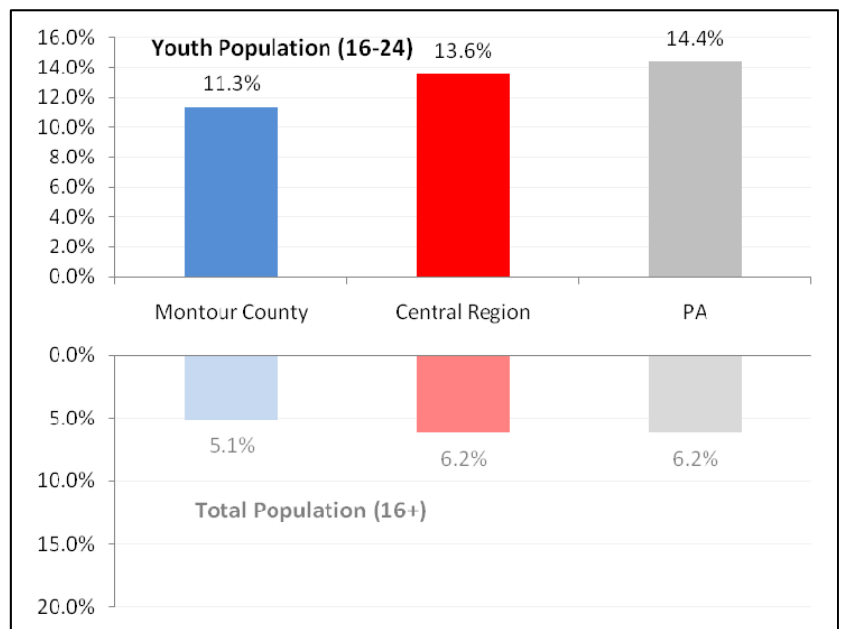
Source: 2006-2008 American Community Survey 3-Year Estimates (Central Region excludes Montour County for this graph only; Montour County estimates, which are included in other graphs, are based on 2005-2009 American Community Survey 5-year estimates)

In Montour County...



Based on individuals ages 18-24

Source: 2005-2009 American Community Survey 5-Year Estimates



Interpretation: About 11% of the labor force ages 16-24 in Montour County is unemployed
Source: 2005-2009 American Community Survey 5-Year Estimates

Where do Youth Work...

Montour County

- Health Care & Social Assistance (35%)
- Management (18%)
- Accommodation & Food Services (18%)

Central Region

- Accommodation & Food Services (27%)
- Retail Trade (21%)
- Health Care & Social Assistance (12%)

Pennsylvania

- Retail Trade (23%)
- Accommodation & Food Services (23%)
- Health Care & Social Assistance (13%)

Interpretation: About 35% of workers ages 14-24 in Montour County work in Health Care & Social Assistance
Source: U.S. Census Bureau, LEHD Data, 2009 average

Which Industries Employ Youth...

Montour County

- Accommodation & Food Services (44%)
- Arts, Entertainment, & Recreation (30%)
- Retail Trade (28%)

Central Region

- Accommodation & Food Services (48%)
- Arts, Entertainment, & Recreation (36%)
- Retail Trade (25%)

Pennsylvania

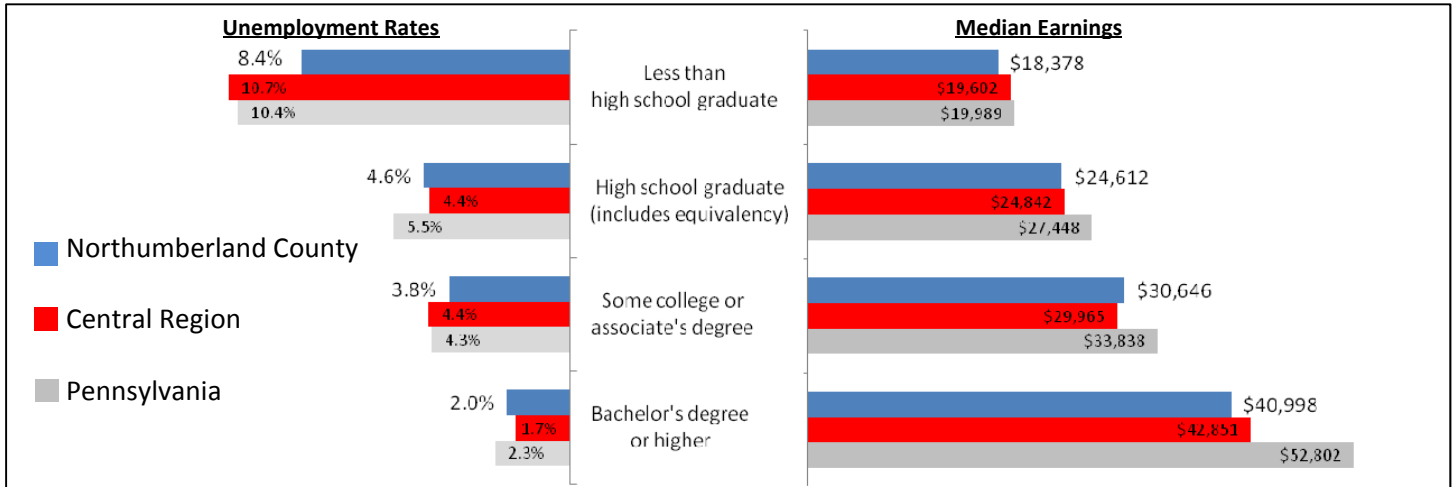
- Accommodation & Food Services (41%)
- Arts, Entertainment, & Recreation (31%)
- Retail Trade (27%)

Interpretation: About 44% of the workforce in the Accommodation & Food Services industry is ages 14-24 in Montour County
Source: U.S. Census Bureau, LEHD Data, 2009 average

AS EDUCATION LEVELS INCREASE...

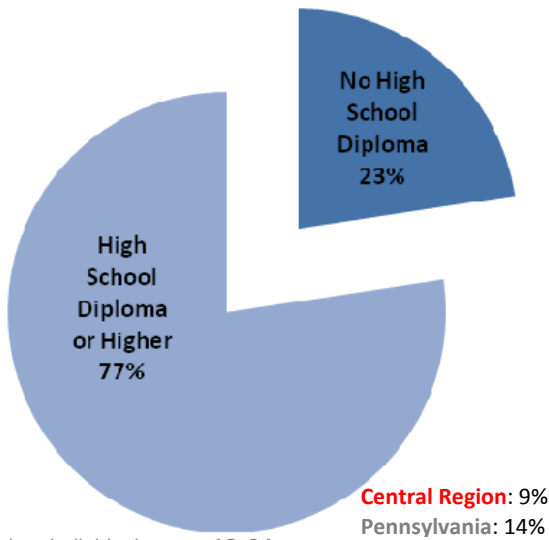
Unemployment rates decrease...

And earnings increase!!!

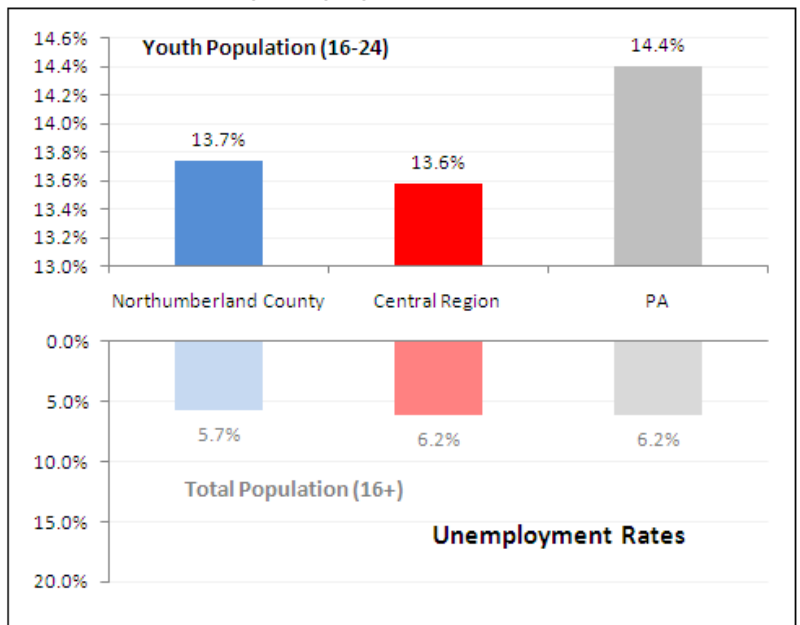


Based on median earnings and unemployment rates for individuals ages 25 and over
Source: 2006-2008 American Community Survey 3-Year Estimates (Central Region excludes Montour County for this graph only; Montour County estimates, which are included in other graphs, are based on 2005-2009 American Community Survey 5-year estimates)

In Northumberland County...



Based on individuals ages 18-24
Source: 2006-2008 American Community Survey 3-Year Estimates



Interpretation: About 14% of the labor force ages 16-24 in Northumberland County is unemployed
Source: 2006-2008 American Community Survey 3-Year Estimates

Where do Youth Work...

Northumberland County

- Retail Trade (17%)
- Accommodation & Food Services (14%)
- Health Care & Social Assistance (12%)

Central Region

- Accommodation & Food Services (27%)
- Retail Trade (21%)
- Health Care & Social Assistance (12%)

Pennsylvania

- Retail Trade (23%)
- Accommodation & Food Services (23%)
- Health Care & Social Assistance (13%)

Interpretation: About 17% of workers ages 14-24 in Northumberland County work in Retail Trade
Source: U.S. Census Bureau, LEHD Data, 2009 average

Which Industries Employ Youth...

Northumberland County

- Arts, Entertainment, & Recreation (43%)
- Accommodation & Food Services (40%)
- Management (30%)

Central Region

- Accommodation & Food Services (48%)
- Arts, Entertainment, & Recreation (36%)
- Retail Trade (25%)

Pennsylvania

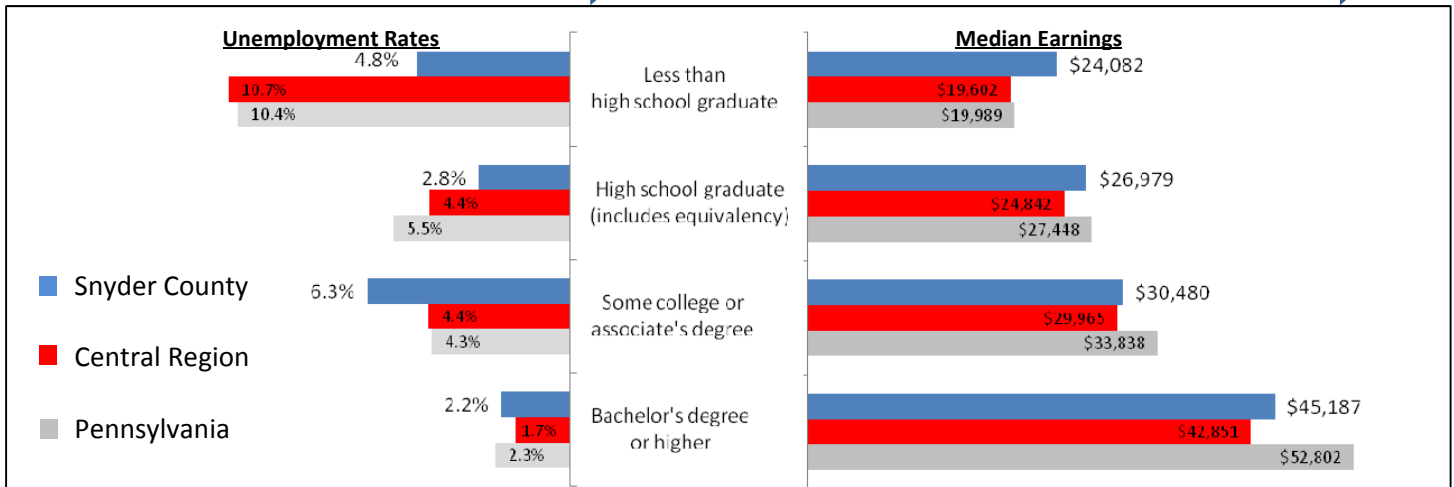
- Accommodation & Food Services (41%)
- Arts, Entertainment, & Recreation (31%)
- Retail Trade (27%)

Interpretation: About 43% of the workforce in the Arts, Entertainment, & Recreation industry is ages 14-24 in Northumberland County
Source: U.S. Census Bureau, LEHD Data, 2009 average

AS EDUCATION LEVELS INCREASE...

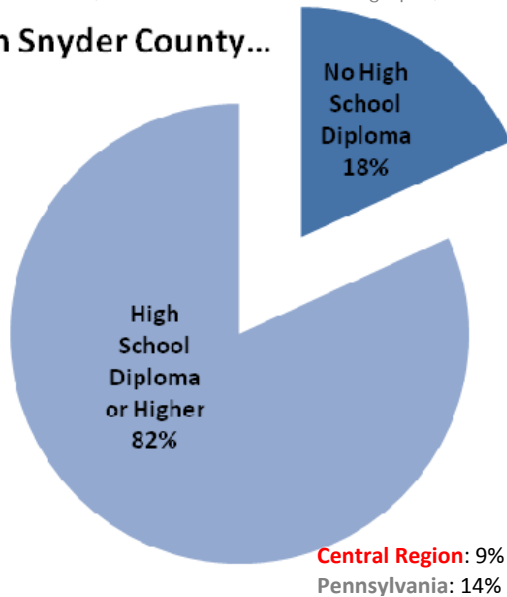
Unemployment rates decrease...

And earnings increase!!!

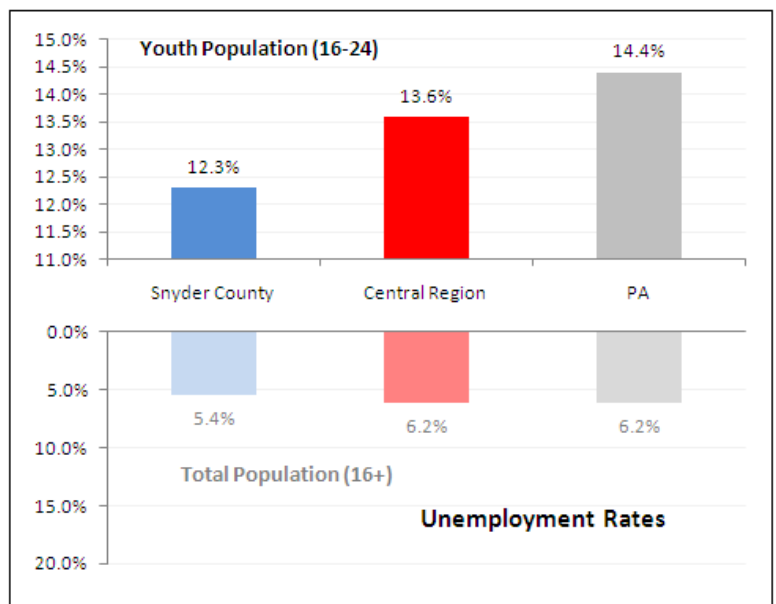


Based on median earnings and unemployment rates for individuals ages 25 and over
Source: 2006-2008 American Community Survey 3-Year Estimates (Central Region excludes Montour County for this graph only; Montour County estimates, which are included in other graphs, are based on 2005-2009 American Community Survey 5-year estimates)

In Snyder County...



Based on individuals ages 18-24
Source: 2006-2008 American Community Survey 3-Year Estimates



Interpretation: About 12% of the labor force ages 16-24 in Snyder County is unemployed
Source: 2006-2008 American Community Survey 3-Year Estimates

Where do Youth Work...

Snyder County

- Retail Trade (31%)
- Accommodation & Food Services (29%)
- Manufacturing (7%)

Central Region

- Accommodation & Food Services (27%)
- Retail Trade (21%)
- Health Care & Social Assistance (12%)

Pennsylvania

- Retail Trade (23%)
- Accommodation & Food Services (23%)
- Health Care & Social Assistance (13%)

Interpretation: About 31% of workers ages 14-24 in Snyder County work in Retail Trade
Source: U.S. Census Bureau, LEHD Data, 2009 average

Which Industries Employ Youth...

Snyder County

- Accommodation & Food Services (51%)
- Arts, Entertainment, & Recreation (40%)
- Information (35%)

Central Region

- Accommodation & Food Services (48%)
- Arts, Entertainment, & Recreation (36%)
- Retail Trade (25%)

Pennsylvania

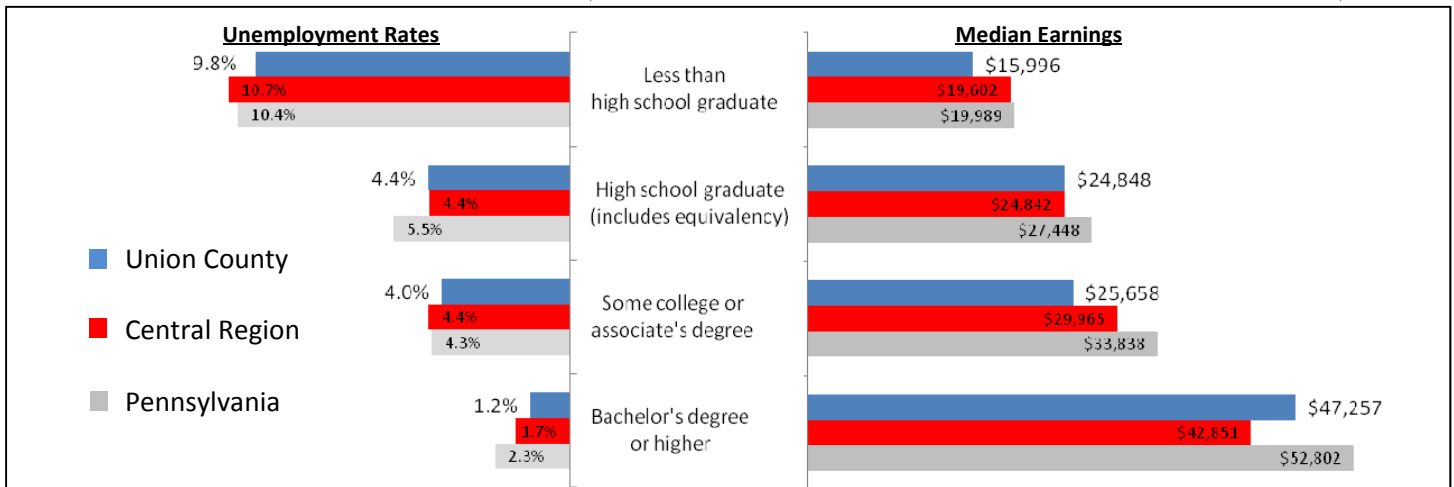
- Accommodation & Food Services (41%)
- Arts, Entertainment, & Recreation (31%)
- Retail Trade (27%)

Interpretation: About 51% of the workforce in the Accommodation & Food Services industry is ages 14-24 in Snyder County
Source: U.S. Census Bureau, LEHD Data, 2009 average

AS EDUCATION LEVELS INCREASE...

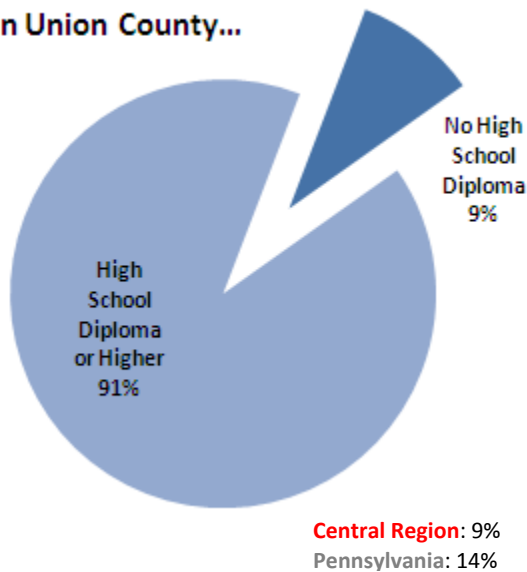
Unemployment rates decrease...

And earnings increase!!!

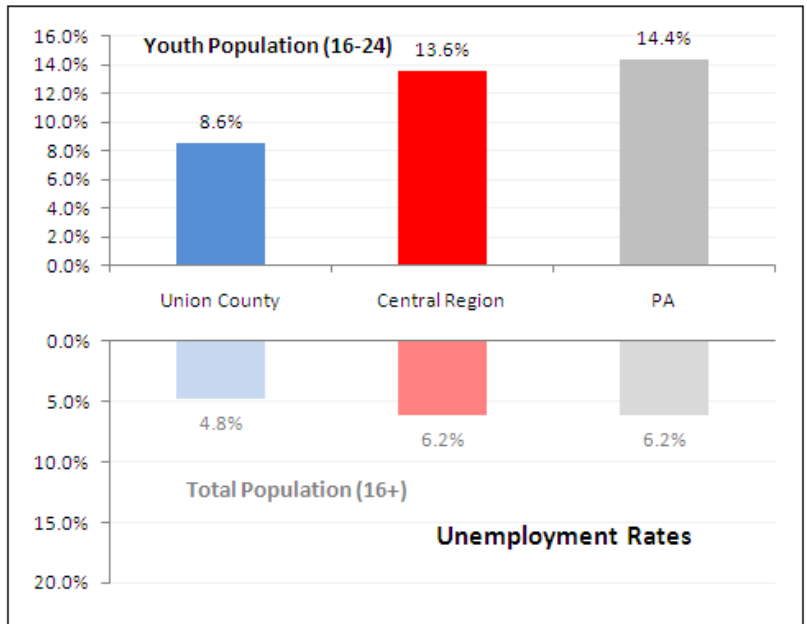


Based on median earnings and unemployment rates for individuals ages 25 and over
Source: 2006-2008 American Community Survey 3-Year Estimates (Central Region excludes Montour County for this graph only; Montour County estimates, which are included in other graphs, are based on 2005-2009 American Community Survey 5-year estimates)

In Union County...



Based on individuals ages 18-24
Source: 2006-2008 American Community Survey 3-Year Estimates



Interpretation: About 9% of the labor force ages 16-24 in Union County is unemployed
Source: 2006-2008 American Community Survey 3-Year Estimates

Where do Youth Work...

Union County

- Accommodation & Food Services (37%)
- Retail Trade (17%)
- Health Care & Social Assistance (15%)

Central Region

- Accommodation & Food Services (27%)
- Retail Trade (21%)
- Health Care & Social Assistance (12%)

Pennsylvania

- Retail Trade (23%)
- Accommodation & Food Services (23%)
- Health Care & Social Assistance (13%)

Interpretation: About 37% of workers ages 14-24 in Union County work in Accommodation & Food Services
Source: U.S. Census Bureau, LEHD Data, 2009 average

Which Industries Employ Youth...

Union County

- Accommodation & Food Services (43%)
- Arts, Entertainment, & Recreation (41%)
- Agriculture (36%)

Central Region

- Accommodation & Food Services (48%)
- Arts, Entertainment, & Recreation (36%)
- Retail Trade (25%)

Pennsylvania

- Accommodation & Food Services (41%)
- Arts, Entertainment, & Recreation (31%)
- Retail Trade (27%)

Interpretation: About 43% of the workforce in the Accommodation & Food Services industry is ages 14-24 in Union County
Source: U.S. Census Bureau, LEHD Data, 2009 average