

# 2010 DEMOGRAPHIC PROFILE

# Centre County


**Population: 145,500**

**Median Age: 30**

**Median Household Income: \$44,200**

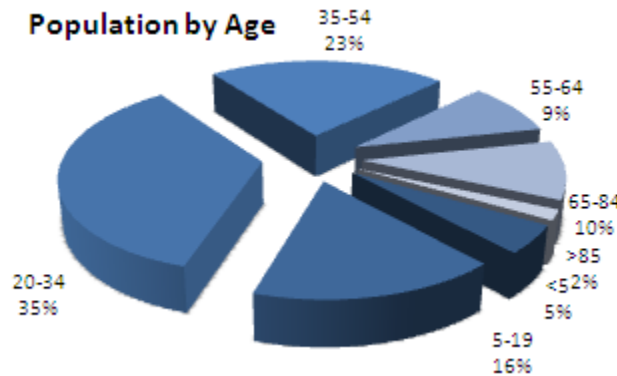
**Per Capita Income: \$24,800**

## Population Ages 16+



Educational Attainment	
<b>Population Ages 25+</b>	<b>90,900</b>
Less than 9th Grade	2.0%
9th to 12th No Diploma	4.7%
High School Graduate	32.0%
Some College, No Degree	12.8%
Associate Degree	7.2%
Bachelor's Degree	20.8%
Graduate or Professional Degree	20.5%
<b>High School Graduate or Higher</b>	<b>93.3%</b>
<b>Bachelor's Degree or Higher</b>	<b>41.3%</b>

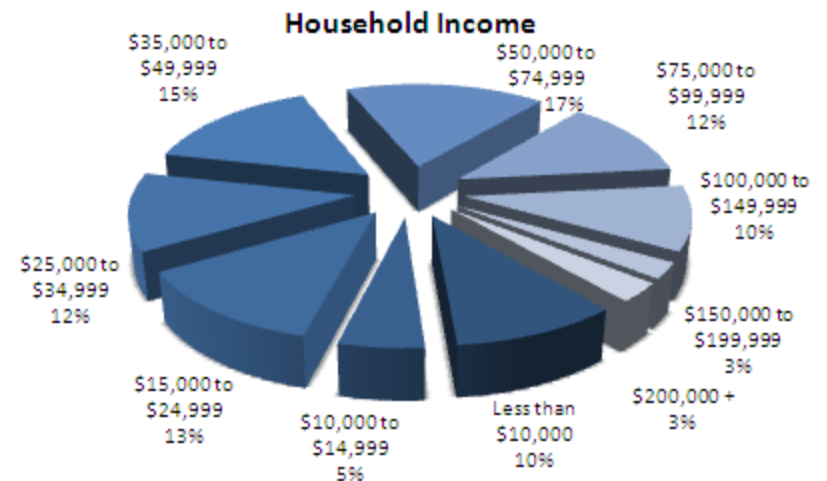
## Population by Age



Migration Patterns			
In-Migration		Out-Migration	
Foreign - Other flows	610	Clearfield, PA	330
Clearfield, PA	330	Clinton, PA	200
Clinton, PA	200	Allegheny, PA	180
Blair, PA	170	Blair, PA	150
Huntingdon, PA	110	Philadelphia, PA	100
Other Areas	4,200	Other Areas	4,500
<b>Total</b>	<b>5,600</b>	<b>Total</b>	<b>5,400</b>

Source: Economic Modeling Specialists, Inc., December 2010  
Based on data from the Internal Revenue Service for 2008

Race and Ethnicity	
American Indian or Alaska Native Population	0.1%
Asian Population	5.7%
Black Population	2.7%
Hawaiian or Pacific Islander Population	0.1%
Multirace Population	1.3%
Other Race Population	0.9%
White Population	89.2%
Hispanic Population	2.1%
Non Hispanic Population	97.9%



Central Pennsylvania Workforce Development Corporation  
1610 Industrial Boulevard, Suite 500 A  
Lewisburg, PA 17837  
570.522.0600 (P)  
570.522.0805 (F)  
www.cpwdc.org