

ADVANCED MANUFACTURING

Top 5 Employing Industries

28.3% of Cluster Jobs

- All Other Plastics Product Manufacturing
- General Automotive Repair
- Machine Shops
- New Car Dealers
- Plastics Bag and Pouch Manufacturing

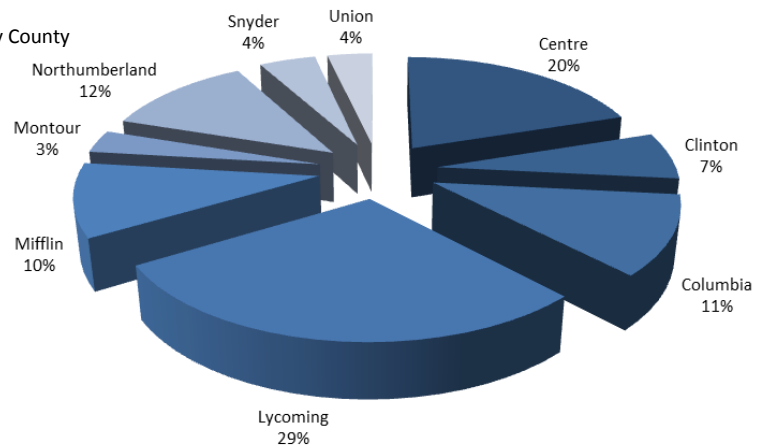
Other industries Included in the Cluster³

- Aircraft Engine and Engine Parts Manufacturing
- Analytical Laboratory Instrument Manufacturing
- Automotive Body, Paint, and Interior Repair and Maintenance
- Automotive Parts and Accessories Stores
- Electronics Stores
- Motor Vehicle Electrical and Electronic Equipment Manufacturing
- Other Electronic Component Manufacturing
- Other Measuring and Controlling Device Manufacturing
- Travel Trailer and Camper Manufacturing
- Truck Trailer Manufacturing

Cluster Statistics

Based on the North American Industrial Classification System (NAICS)	Central Pennsylvania
Employer Units ¹	1,000
Number of Jobs	20,900
Net Change in Job Volume	-500
Percent Change in Job Volume	-2.5%
Percent of Total Region Jobs	7.3%
Current Industry Earnings	\$59,500
Estimated Cluster Payroll	\$1,243,550,000
State Location Quotient ²	1.05
Change in State Location Quotient	0.02
National Location Quotient ²	1.08
Change in National Location Quotient	-0.01

Job Proportions by County



Five Most Common Occupations and Median Hourly Wages

High priority occupations are shown in *italics*

<i>Automotive Service Technicians and Mechanics</i>	\$14.80
Assemblers and Fabricators, All Other, Including Team Assemblers	\$15.73
Retail Salespersons	\$10.96
Electrical, Electronic, and Electromechanical Assemblers, Except Coil Winders, Tapers, and Finishers	\$14.13
Parts Salespersons	\$13.75

Competitive Industries by National LQ

Individual industries could demonstrate a high LQ due to the uniqueness of the business's primary function rather than competitiveness factors

Steel Wire Drawing	15.58
Plastics Plumbing Fixture Manufacturing	13.78
Plastics Bag and Pouch Manufacturing	12.87
Surface Active Agent Manufacturing	12.48
Truck Trailer Manufacturing	9.94

(1) Number of individual establishments or physical locations of a certain economic activity.

(2) Location Quotient (LQ) is a statistical measure that compares the concentration of employment in a local industry cluster to the concentration of employment in the same cluster statewide or nationally. An LQ of greater than 1.0 suggests that a locale has a competitive advantage within a cluster and is producing goods or services in excess of the local consumption, thus resulting in exportation of goods or services. An LQ of less than one suggests that an industry is falling behind local demand and is importing the good or service.

(3) Industries with jobs in the nine-county Central Pennsylvania region. Not all industries may have a presence in each individual county.



EDUCATION

Top 5 Employing Industries

94.8% of Cluster Jobs

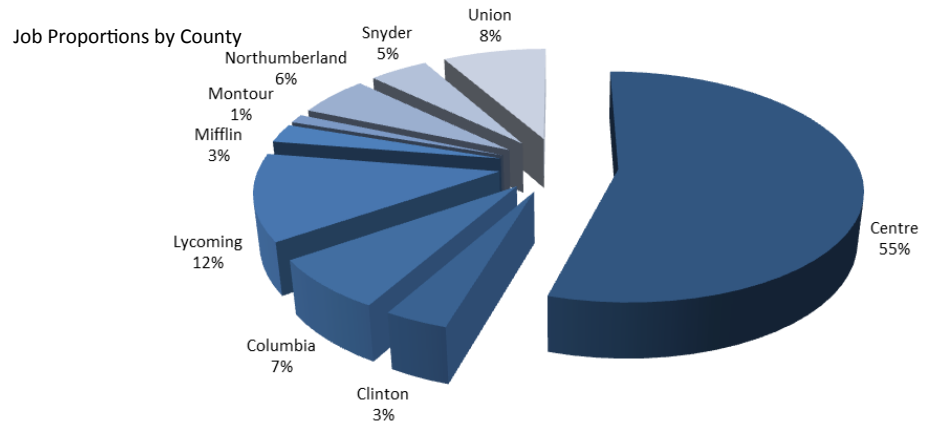
- Child Day Care Services
- Colleges, Universities, and Professional Schools
- Colleges, Universities, and Professional Schools (State Government)
- Elementary and Secondary Schools (Local Government)
- School and Employee Bus Transportation

Other industries Included in the Cluster³

- All Other Miscellaneous Schools and Instruction
- All Other Schools and Educational Support Services (Local Government)
- Apprenticeship Training
- Colleges, Universities, and Professional Schools (Local Government)
- Educational Support Services
- Elementary and Secondary Schools
- Exam Preparation and Tutoring
- Fine Arts Schools
- Junior Colleges
- Libraries and Archives

Cluster Statistics

Based on the North American Industrial Classification System (NAICS)	Central Pennsylvania
Employer Units ¹	630
Number of Jobs	49,700
Net Change in Job Volume	-200
Percent Change in Job Volume	-0.5%
Percent of Total Region Jobs	17.4%
Current Industry Earnings	\$66,500
Estimated Cluster Payroll	\$3,305,050,000
State Location Quotient ²	1.62
Change in State Location Quotient	0.00
National Location Quotient ²	1.74
Change in National Location Quotient	0.02



Five Most Common Occupations and Median Hourly Wages

High priority occupations are shown in *italics*

Postsecondary Teachers	\$35.74
Office Clerks, General	\$14.73
<i>Secretaries and Administrative Assistants, Except Legal, Medical, and Executive</i>	\$15.37
Janitors and Cleaners, Except Maids and Housekeeping Cleaners	\$12.60
Elementary School Teachers, Except Special Education	\$29.45

Competitive Industries by National LQ

Individual industries could demonstrate a high LQ due to the uniqueness of the business's primary function rather than competitiveness factors

Colleges, Universities, and Professional Schools (State Government)	5.79
Libraries and Archives	4.40
School and Employee Bus Transportation	3.98
Apprenticeship Training	3.74
Colleges, Universities, and Professional Schools	1.49

(1) Number of individual establishments or physical locations of a certain economic activity.

(2) Location Quotient (LQ) is a statistical measure that compares the concentration of employment in a local industry cluster to the concentration of employment in the same cluster statewide or nationally. An LQ of greater than 1.0 suggests that a locale has a competitive advantage within a cluster and is producing goods or services in excess of the local consumption, thus resulting in exportation of goods or services. An LQ of less than one suggests that an industry is falling behind local demand and is importing the good or service.

(3) Industries with jobs in the nine-county Central Pennsylvania region. Not all industries may have a presence in each individual county.



ENERGY

Top 5 Employing Industries

59.8% of Cluster Jobs

- Fossil Fuel Electric Power Generation
- Fuel Dealers
- Power and Communication Line and Related Structures Construction
- Solid Waste Collection
- Support Activities for Oil and Gas Operations

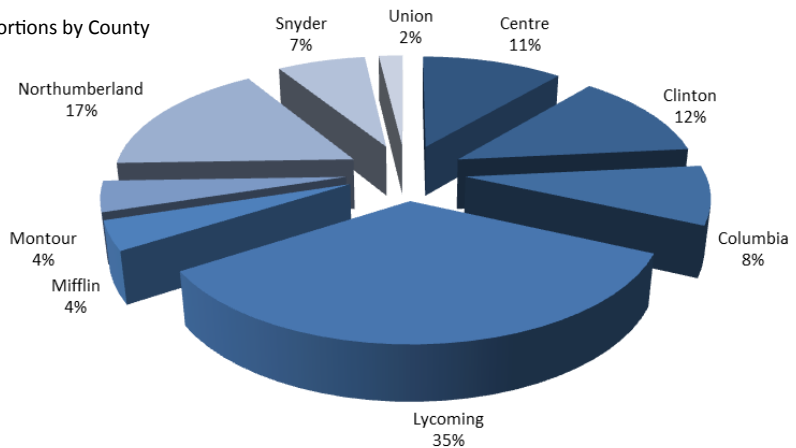
Other industries Included in the Cluster³

- Drilling Oil and Gas Wells
- Electric Power Distribution
- Environment, Conservation and Wildlife Organizations
- Natural Gas Distribution
- Natural Gas Extraction
- Oil and Gas Pipeline and Related Structures Construction
- Petroleum and Petroleum Products Merchant Wholesalers (except Bulk Stations and Terminals)
- Pipeline Transportation of Natural Gas
- Recyclable Material Merchant Wholesalers
- Water Supply and Irrigation Systems

Cluster Statistics

Based on the North American Industrial Classification System (NAICS)	Central Pennsylvania
Employer Units ¹	290
Number of Jobs	5,800
Net Change in Job Volume	-400
Percent Change in Job Volume	-6.2%
Percent of Total Region Jobs	2.0%
Current Industry Earnings	\$92,700
Estimated Cluster Payroll	\$537,660,000
State Location Quotient ²	1.06
Change in State Location Quotient	0.00
National Location Quotient ²	1.27
Change in National Location Quotient	0.06

Job Proportions by County



Five Most Common Occupations and Median Hourly Wages

High priority occupations are shown in *italics*

<i>Heavy and Tractor-Trailer Truck Drivers</i>	\$20.24
Construction Laborers	\$15.06
<i>Electrical Power-Line Installers and Repairers</i>	\$37.16
<i>Operating Engineers and Other Construction Equipment Operators</i>	\$19.58
Service Unit Operators, Oil, Gas, and Mining	\$21.97

Competitive Industries by National LQ

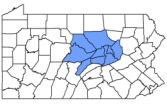
Individual industries could demonstrate a high LQ due to the uniqueness of the business's primary function rather than competitiveness factors

Anthracite Mining	66.44
All Other Petroleum and Coal Products Manufacturing	7.48
Fuel Dealers	4.36
Support Activities for Coal Mining	3.44
Heating Equipment (except Warm Air Furnaces) Manufacturing	3.25

(1) Number of individual establishments or physical locations of a certain economic activity.

(2) Location Quotient (LQ) is a statistical measure that compares the concentration of employment in a local industry cluster to the concentration of employment in the same cluster statewide or nationally. An LQ of greater than 1.0 suggests that a locale has a competitive advantage within a cluster and is producing goods or services in excess of the local consumption, thus resulting in exportation of goods or services. An LQ of less than one suggests that an industry is falling behind local demand and is importing the good or service.

(3) Industries with jobs in the nine-county Central Pennsylvania region. Not all industries may have a presence in each individual county.



HEALTH CARE

Top 5 Employing Industries

61.3% of Cluster Jobs

- General Medical and Surgical Hospitals
- Home Health Care Services
- Nursing Care Facilities (Skilled Nursing Facilities)
- Offices of Physicians (except Mental Health Specialists)
- Services for the Elderly and Persons with Disabilities

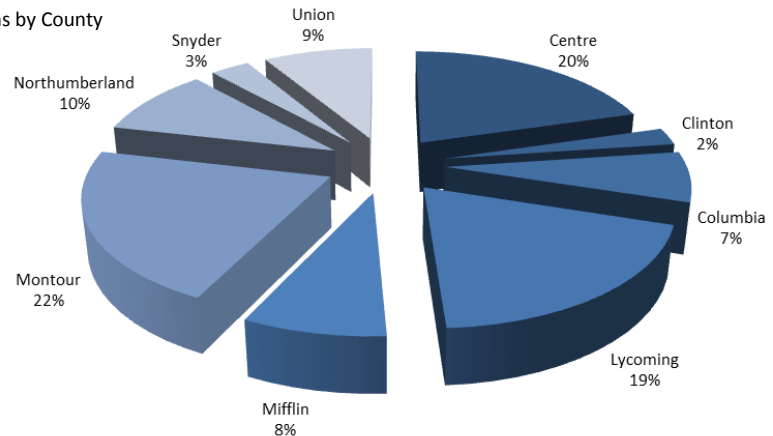
Other industries Included in the Cluster³

- All Other Outpatient Care Centers
- Assisted Living Facilities for the Elderly
- Continuing Care Retirement Communities
- Direct Health and Medical Insurance Carriers
- Freestanding Ambulatory Surgical and Emergency Centers
- Offices of Dentists
- Offices of Physical, Occupational and Speech Therapists, and Audiologists
- Other Individual and Family Services
- Outpatient Mental Health and Substance Abuse Centers
- Residential Intellectual and Developmental Disability Facilities

Cluster Statistics

Based on the North American Industrial Classification System (NAICS)	Central Pennsylvania
Employer Units ¹	2,300
Number of Jobs	44,800
Net Change in Job Volume	2,200
Percent Change in Job Volume	5.1%
Percent of Total Region Jobs	15.7%
Current Industry Earnings	\$65,600
Estimated Cluster Payroll	\$2,938,880,000
State Location Quotient ²	0.97
Change in State Location Quotient	0.01
National Location Quotient ²	1.21
Change in National Location Quotient	0.02

Job Proportions by County



Five Most Common Occupations and Median Hourly Wages

High priority occupations are shown in *italics*

<i>Registered Nurses</i>	\$29.47
Personal Care Aides	\$10.71
<i>Nursing Assistants</i>	\$13.67
<i>Licensed Practical and Licensed Vocational Nurses</i>	\$19.75
Home Health Aides	\$11.23

Competitive Industries by National LQ

Individual industries could demonstrate a high LQ due to the uniqueness of the business's primary function rather than competitiveness factors

All Other Outpatient Care Centers	7.84
Freestanding Ambulatory Surgical and Emergency Centers	2.81
Home Health Equipment Rental	2.39
Continuing Care Retirement Communities	2.09
Psychiatric and Substance Abuse Hospitals	2.03

(1) Number of individual establishments or physical locations of a certain economic activity.

(2) Location Quotient (LQ) is a statistical measure that compares the concentration of employment in a local industry cluster to the concentration of employment in the same cluster statewide or nationally. An LQ of greater than 1.0 suggests that a locale has a competitive advantage within a cluster and is producing goods or services in excess of the local consumption, thus resulting in exportation of goods or services. An LQ of less than one suggests that an industry is falling behind local demand and is importing the good or service.

(3) Industries with jobs in the nine-county Central Pennsylvania region. Not all industries may have a presence in each individual county.



WOOD, WOOD PRODUCTS, & PUBLISHING

Top 5 Employing Industries

52.5% of Cluster Jobs

- Commercial Printing (except Screen and Books)
- Newspaper Publishers
- Sanitary Paper Product Manufacturing
- Sawmills
- Wood Kitchen Cabinet and Countertop Manufacturing

Other industries Included in the Cluster³

- All Other Converted Paper Product Manufacturing
- All Other Miscellaneous Wood Product Manufacturing
- Book Stores
- Book, Periodical, and Newspaper Merchant Wholesalers
- Industrial and Personal Service Paper Merchant Wholesalers
- Logging
- Lumber, Plywood, Millwork, and Wood Panel Merchant Wholesalers
- Nonupholstered Wood Household Furniture Manufacturing
- Sawmill, Woodworking, and Paper Machinery Manufacturing
- Wood Container and Pallet Manufacturing

(1) Number of individual establishments or physical locations of a certain economic activity.

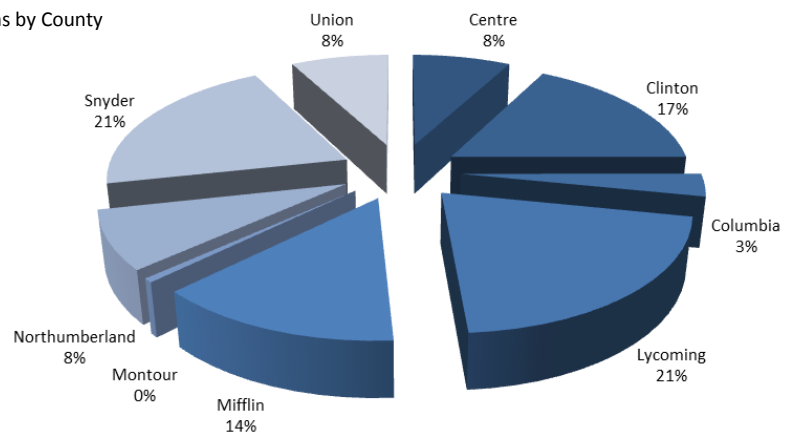
(2) Location Quotient (LQ) is a statistical measure that compares the concentration of employment in a local industry cluster to the concentration of employment in the same cluster statewide or nationally. An LQ of greater than 1.0 suggests that a locale has a competitive advantage within a cluster and is producing goods or services in excess of the local consumption, thus resulting in exportation of goods or services. An LQ of less than one suggests that an industry is falling behind local demand and is importing the good or service.

(3) Industries with jobs in the nine-county Central Pennsylvania region. Not all industries may have a presence in each individual county.

Cluster Statistics

Based on the North American Industrial Classification System (NAICS)	Central Pennsylvania
Employer Units ¹	290
Number of Jobs	10,400
Net Change in Job Volume	550
Percent Change in Job Volume	5.6%
Percent of Total Region Jobs	3.6%
Current Industry Earnings	\$54,500
Estimated Cluster Payroll	\$566,800,000
State Location Quotient ²	2.14
Change in State Location Quotient	0.25
National Location Quotient ²	2.69
Change in National Location Quotient	0.33

Job Proportions by County



Five Most Common Occupations and Median Hourly Wages

High priority occupations are shown in *italics*

<i>Woodworking Machine Setters, Operators, and Tenders, Except Sawing</i>	\$15.73
Cabinetmakers and Bench Carpenters	\$17.10
Laborers and Freight, Stock, and Material Movers, Hand	\$13.09
Printing Press Operators	\$16.42
Assemblers and Fabricators, All Other, Including Team Assemblers	\$15.73

Competitive Industries by National LQ

Individual industries could demonstrate a high LQ due to the uniqueness of the business's primary function rather than competitiveness factors

Sanitary Paper Product Manufacturing	41.15
Sawmill, Woodworking, and Paper Machinery Manufacturing	13.92
All Other Converted Paper Product Manufacturing	10.80
All Other Miscellaneous Wood Product Manufacturing	10.05
Cut Stock, Resawing Lumber, and Planing	6.81