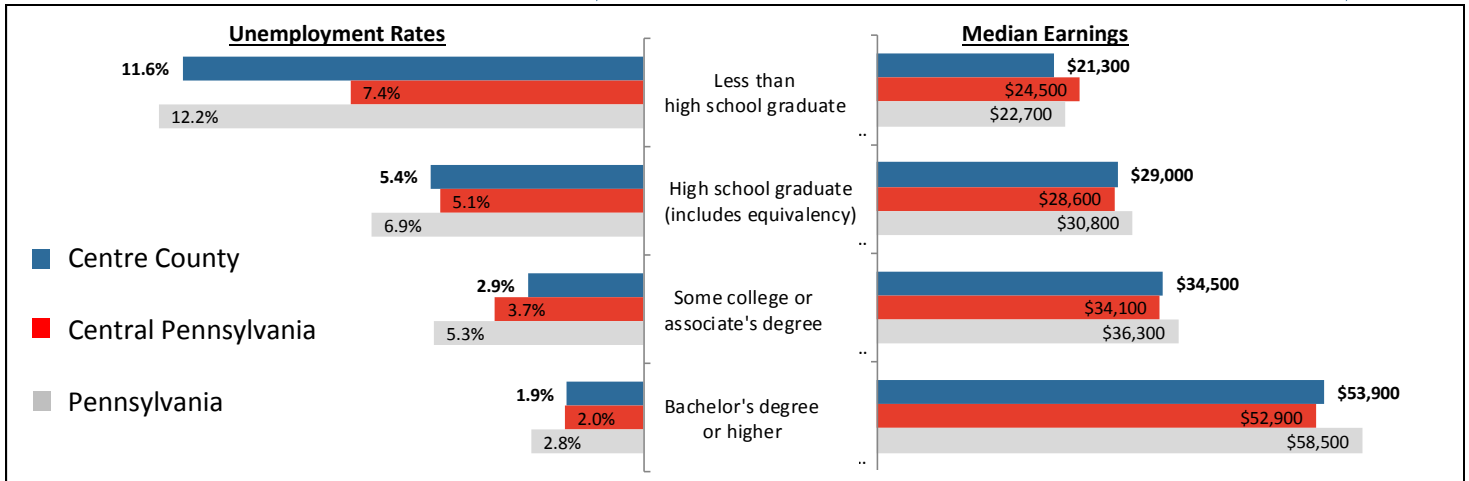


## AS EDUCATION LEVELS INCREASE...

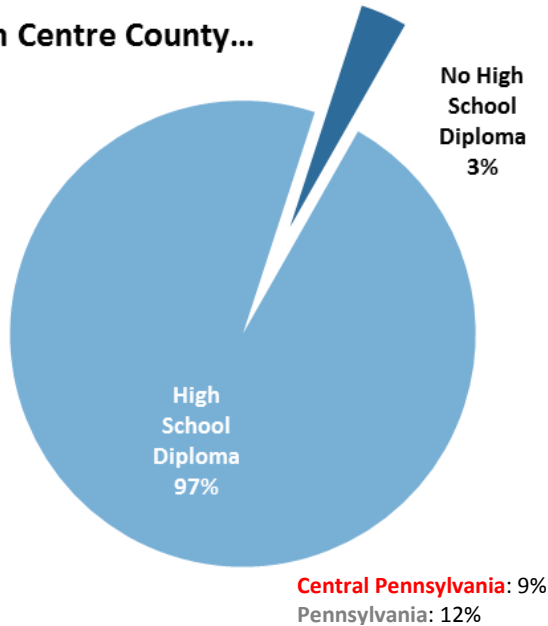
Unemployment rates decrease...

And earnings increase!!!

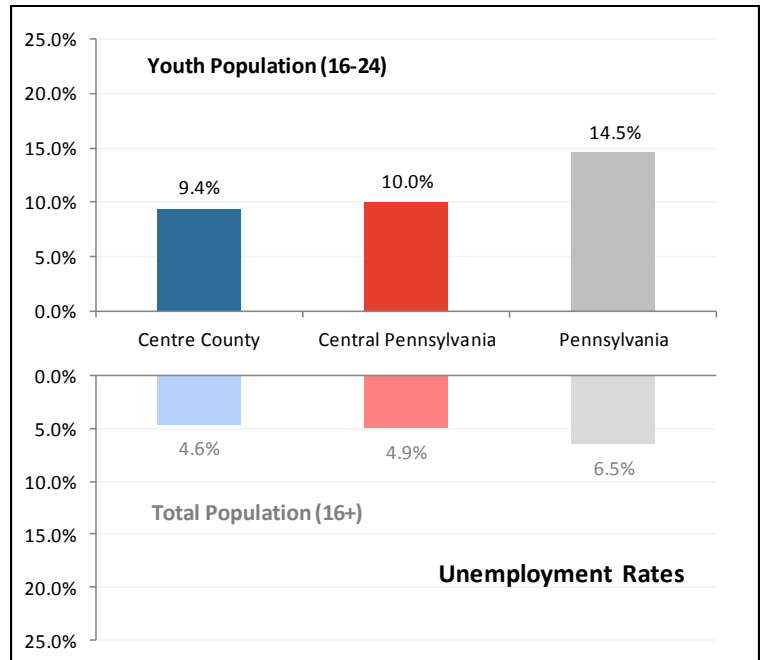


Based on unemployment rates (ages 25 to 64) and median earnings (ages 25 and over)  
Source: 2013-2017 American Community Survey 5-Year Estimates, U.S. Census Bureau

### In Centre County...



Based on individuals **ages 18-24**  
Source: 2013-2017 American Community Survey 5-Year Estimates, U.S. Census Bureau



Interpretation: 9.4% of the labor force **ages 16-24** in Centre County is unemployed  
Source: 2013-2017 American Community Survey 5-Year Estimates, U.S. Census Bureau

### Where do Youth Work...

#### Centre County

- Government (includes Public Education): 30%
- Accommodation and Food Services: 23%
- Retail Trade: 17%

#### Central Pennsylvania

- Accommodation and Food Services: 23%
- Retail Trade: 19%
- Government (includes Public Education): 15%

#### Pennsylvania

- Accommodation and Food Services: 22%
- Retail Trade: 20%
- Health Care and Social Assistance: 12%

### Which Industries Employ Youth...

#### Centre County

- Accommodation and Food Services: 42%
- Retail Trade: 26%
- Arts, Entertainment, and Recreation: 25%

#### Central Pennsylvania

- Accommodation and Food Services: 39%
- Arts, Entertainment, and Recreation: 28%
- Retail Trade: 23%

#### Pennsylvania

- Accommodation and Food Services: 35%
- Arts, Entertainment, and Recreation: 26%
- Retail Trade: 24%

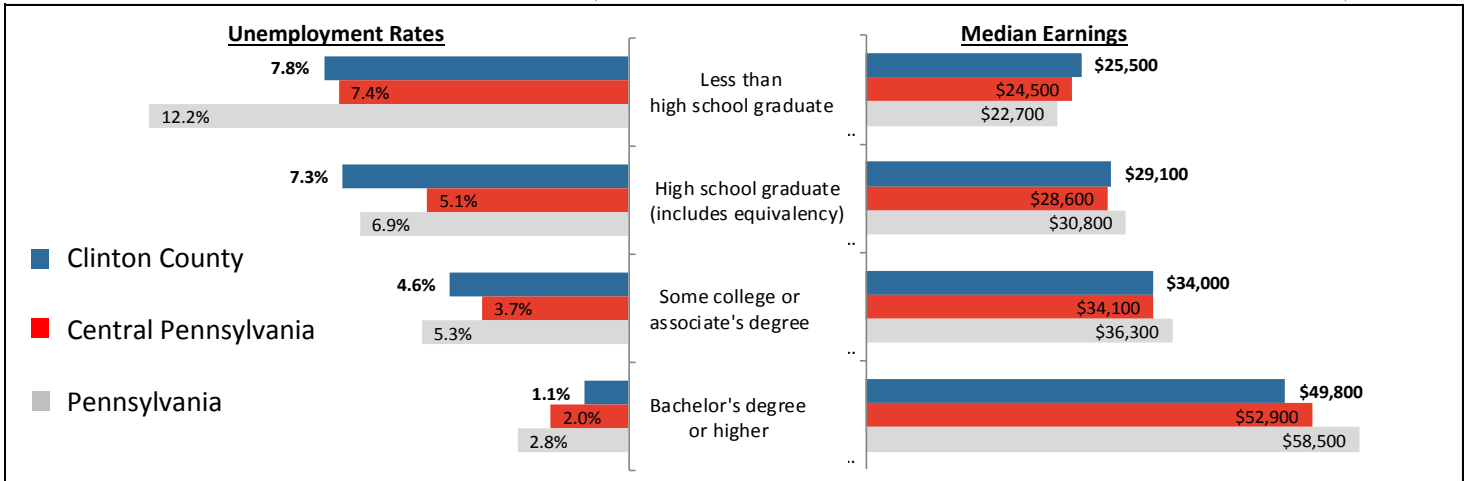
Interpretation: 30% of workers **ages 14-24** in Centre County work in Government, which includes public education  
Source: EMSI, 2018.4

Interpretation: 42% of workers in the Accommodation and Food Services industry are **ages 14-24** in Centre County  
Source: EMSI, 2018.4

## AS EDUCATION LEVELS INCREASE...

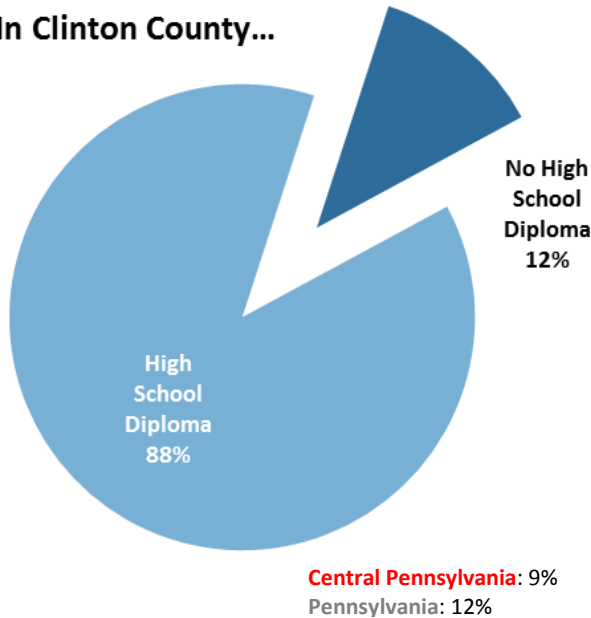
Unemployment rates decrease...

And earnings increase!!!

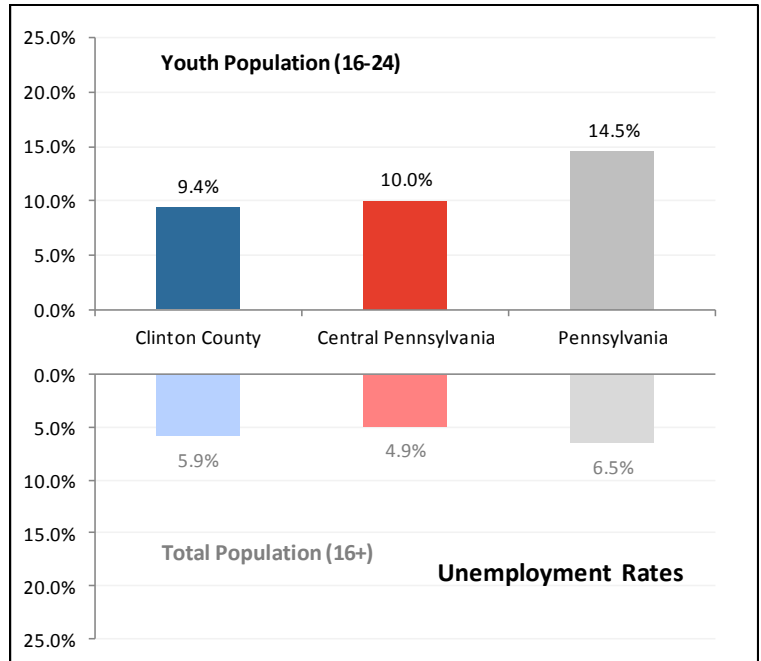


Based on unemployment rates (ages 25 to 64) and median earnings (ages 25 and over)  
Source: 2013-2017 American Community Survey 5-Year Estimates, U.S. Census Bureau

### In Clinton County...



Based on individuals **ages 18-24**  
Source: 2013-2017 American Community Survey 5-Year Estimates, U.S. Census Bureau



Interpretation: 9.4% of the labor force **ages 16-24** in Clinton County is unemployed  
Source: 2013-2017 American Community Survey 5-Year Estimates, U.S. Census Bureau

### Where do Youth Work...

#### Clinton County

- Accommodation and Food Services: 25%
- Retail Trade: 21%
- Manufacturing: 16%

#### Central Pennsylvania

- Accommodation and Food Services: 23%
- Retail Trade: 19%
- Government (includes Public Education): 15%

#### Pennsylvania

- Accommodation and Food Services: 22%
- Retail Trade: 20%
- Health Care and Social Assistance: 12%

Interpretation: 25% of workers **ages 14-24** in Clinton County work in Accommodation and Food Services  
Source: EMSI, 2018.4

### Which Industries Employ Youth...

#### Clinton County

- Accommodation and Food Services: 40%
- Retail Trade: 22%
- Arts, Entertainment, and Recreation: 21%

#### Central Pennsylvania

- Accommodation and Food Services: 39%
- Arts, Entertainment, and Recreation: 28%
- Retail Trade: 23%

#### Pennsylvania

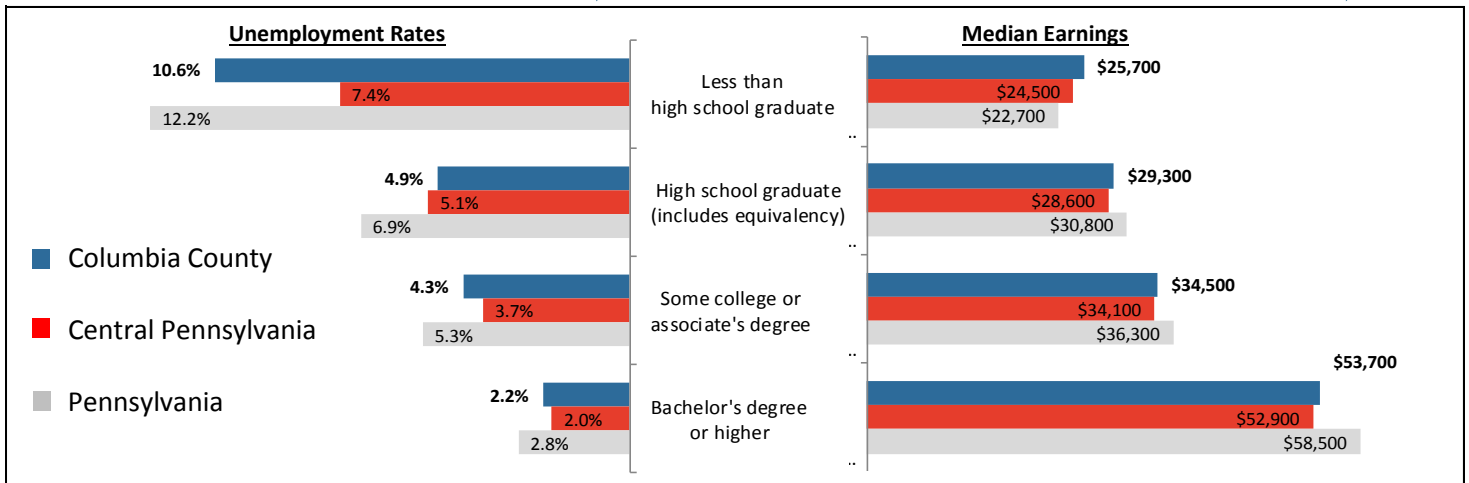
- Accommodation and Food Services: 35%
- Arts, Entertainment, and Recreation: 26%
- Retail Trade: 24%

Interpretation: 40% of workers in the Accommodation and Food Services industry are **ages 14-24** in Clinton County  
Source: EMSI, 2018.4

## AS EDUCATION LEVELS INCREASE...

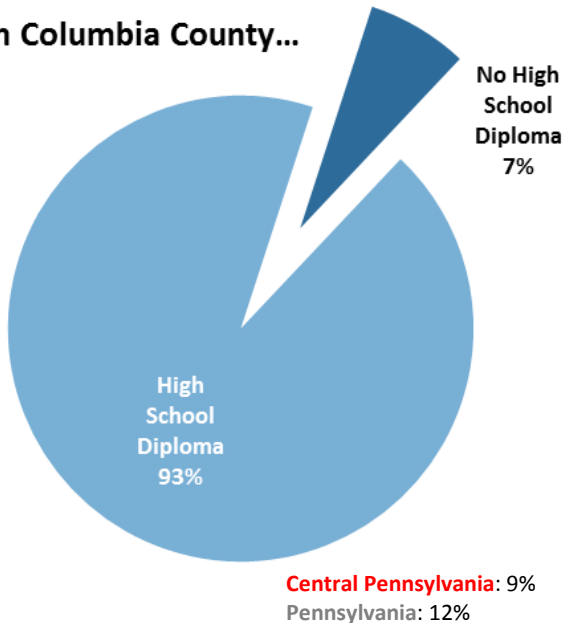
Unemployment rates decrease...

And earnings increase!!!

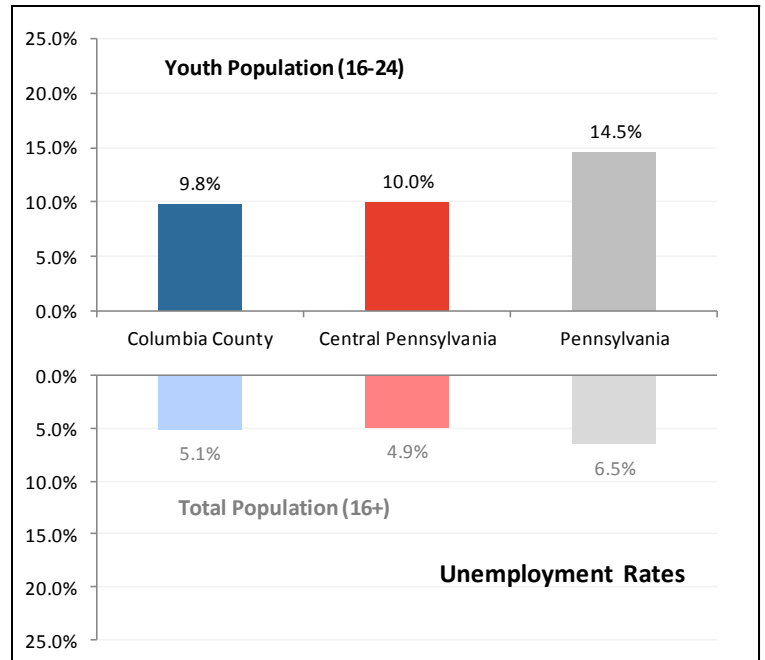


Based on unemployment rates (ages 25 to 64) and median earnings (ages 25 and over)  
Source: 2013-2017 American Community Survey 5-Year Estimates, U.S. Census Bureau

### In Columbia County...



Based on individuals **ages 18-24**  
Source: 2013-2017 American Community Survey 5-Year Estimates, U.S. Census Bureau



Interpretation: 9.8% of the labor force **ages 16-24** in Columbia County is unemployed  
Source: 2013-2017 American Community Survey 5-Year Estimates, U.S. Census Bureau

### Where do Youth Work...

#### Columbia County

- Accommodation and Food Services: 29%
- Retail Trade: 21%
- Government (includes Public Education): 10%

#### Central Pennsylvania

- Accommodation and Food Services: 23%
- Retail Trade: 19%
- Government (includes Public Education): 15%

#### Pennsylvania

- Accommodation and Food Services: 22%
- Retail Trade: 20%
- Health Care and Social Assistance: 12%

Interpretation: 29% of workers **ages 14-24** in Columbia County work in Accommodation and Food Services  
Source: EMSI, 2018.4

### Which Industries Employ Youth...

#### Columbia County

- Accommodation and Food Services: 41%
- Arts, Entertainment, and Recreation: 28%
- Retail Trade: 22%

#### Central Pennsylvania

- Accommodation and Food Services: 39%
- Arts, Entertainment, and Recreation: 28%
- Retail Trade: 23%

#### Pennsylvania

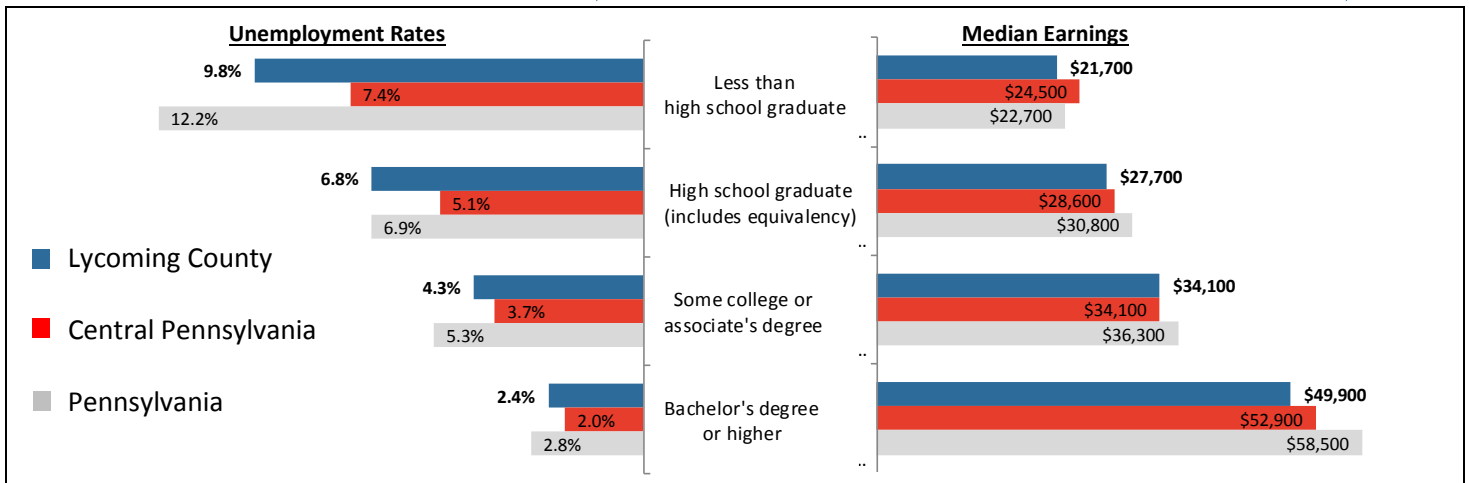
- Accommodation and Food Services: 35%
- Arts, Entertainment, and Recreation: 26%
- Retail Trade: 24%

Interpretation: 41% of workers in the Accommodation and Food Services industry are **ages 14-24** in Columbia County  
Source: EMSI, 2018.4

## AS EDUCATION LEVELS INCREASE...

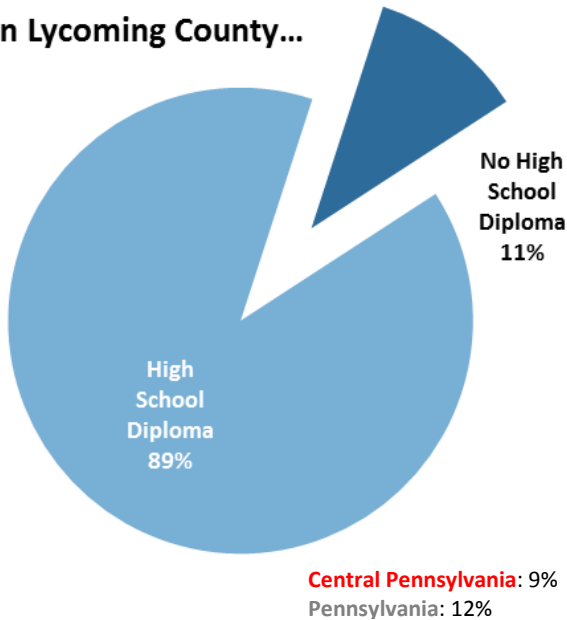
Unemployment rates decrease...

And earnings increase!!!

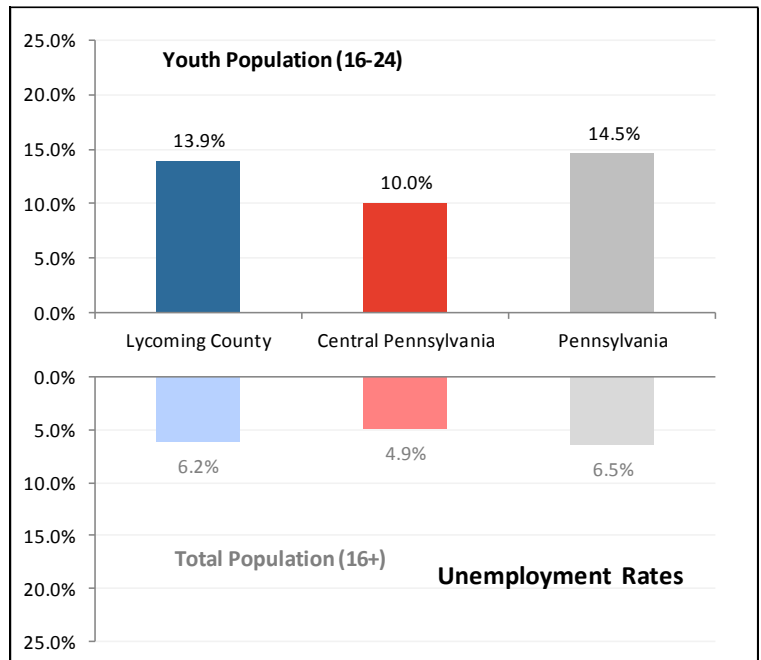


Based on unemployment rates (ages 25 to 64) and median earnings (ages 25 and over)  
Source: 2013-2017 American Community Survey 5-Year Estimates, U.S. Census Bureau

### In Lycoming County...



Based on individuals **ages 18-24**  
Source: 2013-2017 American Community Survey 5-Year Estimates, U.S. Census Bureau



Interpretation: 13.9% of the labor force **ages 16-24** in Lycoming County is unemployed  
Source: 2013-2017 American Community Survey 5-Year Estimates, U.S. Census Bureau

### Where do Youth Work...

#### Lycoming County

- Retail Trade: 22%
- Accommodation and Food Services: 22%
- Health Care and Social Assistance: 12%

#### Central Pennsylvania

- Accommodation and Food Services: 23%
- Retail Trade: 19%
- Government (includes Public Education): 15%

#### Pennsylvania

- Accommodation and Food Services: 22%
- Retail Trade: 20%
- Health Care and Social Assistance: 12%

Interpretation: 22% of workers **ages 14-24** in Lycoming County work in Retail Trade  
Source: EMSI, 2018.4

### Which Industries Employ Youth...

#### Lycoming County

- Accommodation and Food Services: 34%
- Arts, Entertainment, and Recreation: 23%
- Retail Trade: 23%

#### Central Pennsylvania

- Accommodation and Food Services: 39%
- Arts, Entertainment, and Recreation: 28%
- Retail Trade: 23%

#### Pennsylvania

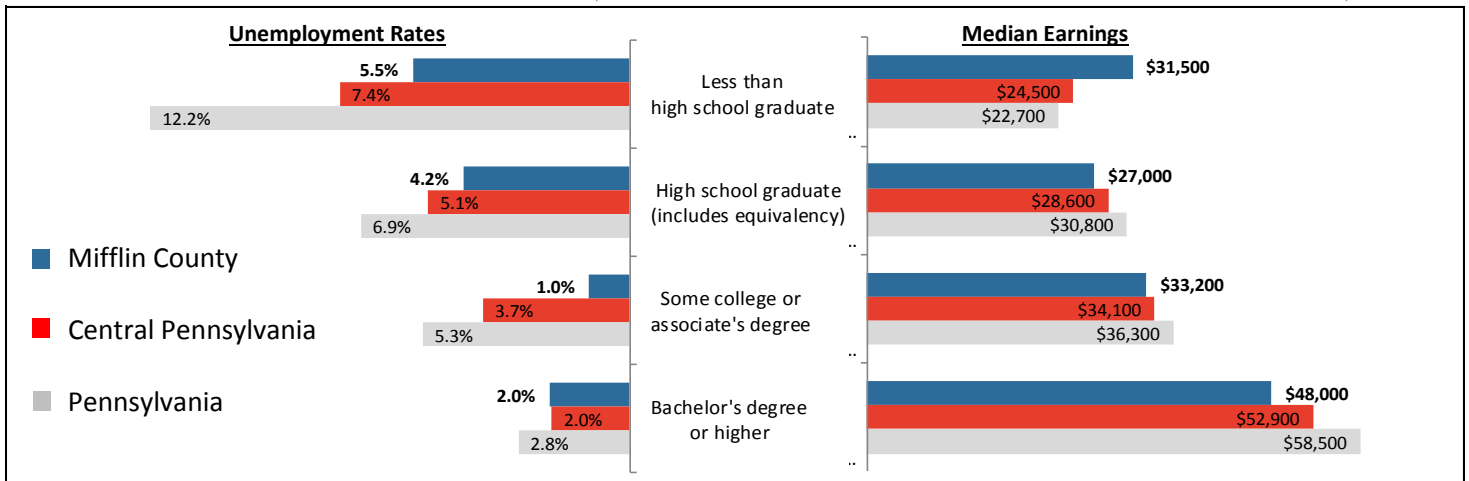
- Accommodation and Food Services: 35%
- Arts, Entertainment, and Recreation: 26%
- Retail Trade: 24%

Interpretation: 34% of workers in the Accommodation and Food Services industry are **ages 14-24** in Lycoming County  
Source: EMSI, 2018.4

## AS EDUCATION LEVELS INCREASE...

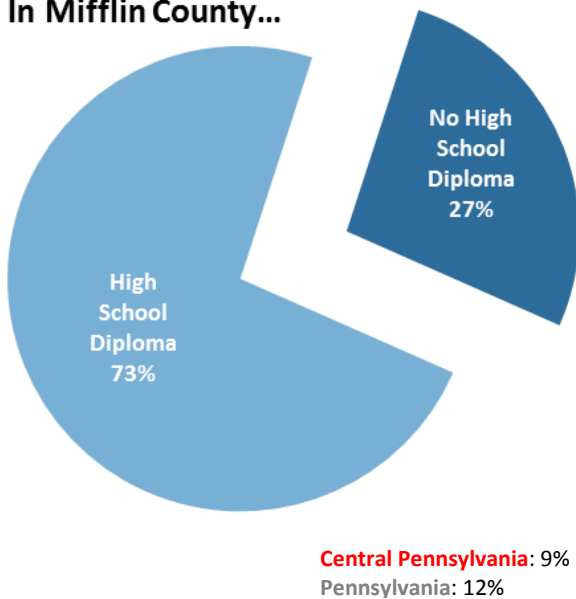
Unemployment rates decrease...

And earnings increase!!!

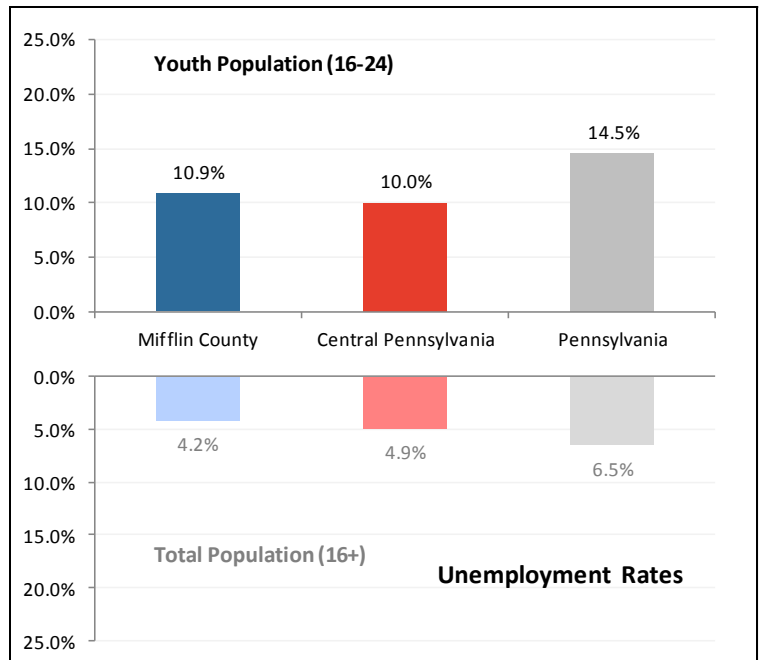


Based on unemployment rates (ages 25 to 64) and median earnings (ages 25 and over)  
Source: 2013-2017 American Community Survey 5-Year Estimates, U.S. Census Bureau

### In Mifflin County...



Based on individuals ages 18-24  
Source: 2013-2017 American Community Survey 5-Year Estimates, U.S. Census Bureau



Interpretation: 10.9% of the labor force ages 16-24 in Mifflin County is unemployed  
Source: 2013-2017 American Community Survey 5-Year Estimates, U.S. Census Bureau

### Where do Youth Work...

#### Mifflin County

- Accommodation and Food Services: 23%
- Health Care and Social Assistance: 21%
- Retail Trade: 18%

#### Central Pennsylvania

- Accommodation and Food Services: 23%
- Retail Trade: 19%
- Government (includes Public Education): 15%

#### Pennsylvania

- Accommodation and Food Services: 22%
- Retail Trade: 20%
- Health Care and Social Assistance: 12%

Interpretation: 23% of workers ages 14-24 in Mifflin County work in Accommodation and Food Services  
Source: EMSI, 2018.4

### Which Industries Employ Youth...

#### Mifflin County

- Accommodation and Food Services: 39%
- Management of Companies and Enterprises: 30%
- Retail Trade: 19%

#### Central Pennsylvania

- Accommodation and Food Services: 39%
- Arts, Entertainment, and Recreation: 28%
- Retail Trade: 23%

#### Pennsylvania

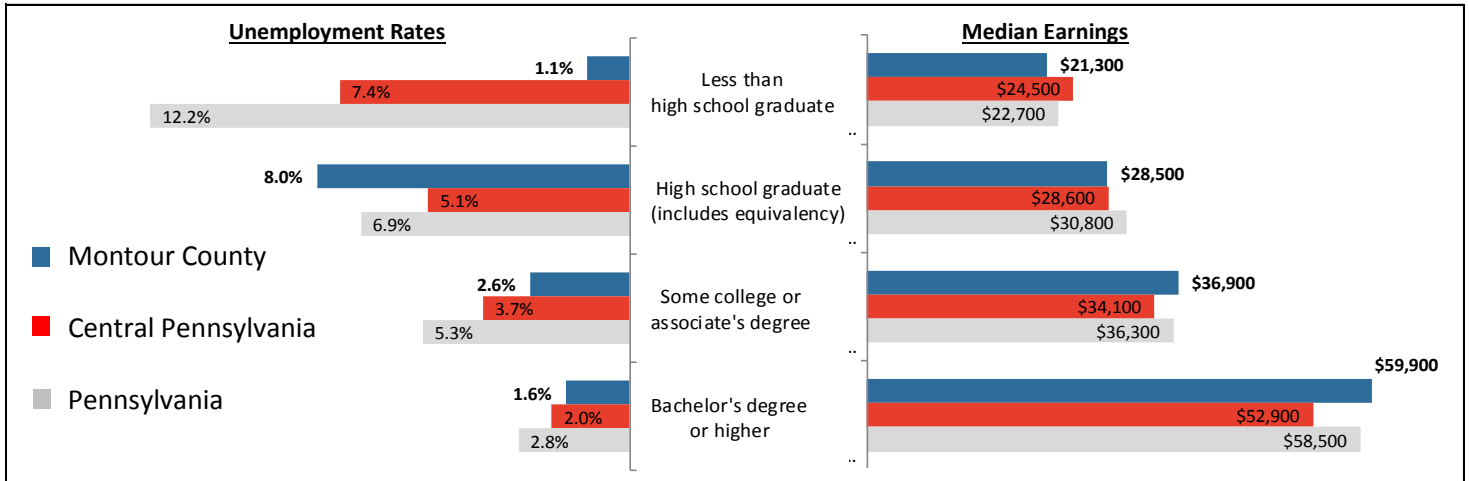
- Accommodation and Food Services: 35%
- Arts, Entertainment, and Recreation: 26%
- Retail Trade: 24%

Interpretation: 39% of workers in the Accommodation and Food Services industry are ages 14-24 in Mifflin County  
Source: EMSI, 2018.4

## AS EDUCATION LEVELS INCREASE...

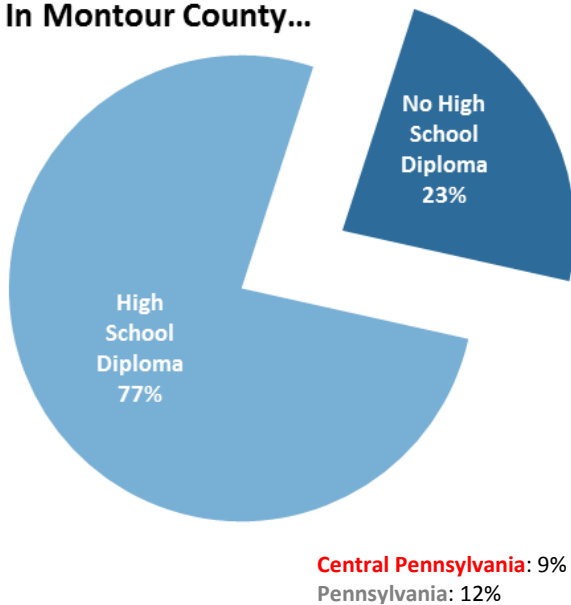
Unemployment rates decrease...

And earnings increase!!!

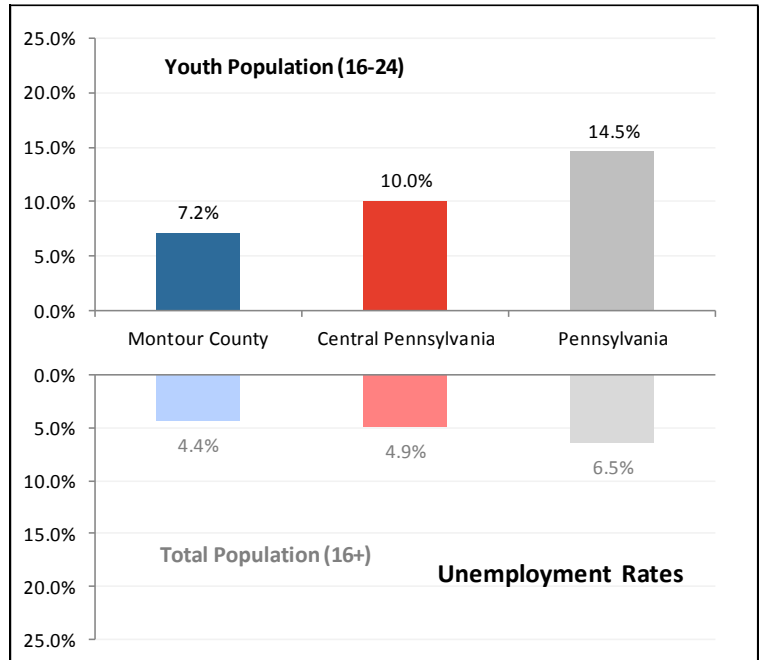


Based on unemployment rates (ages 25 to 64) and median earnings (ages 25 and over)  
Source: 2013-2017 American Community Survey 5-Year Estimates, U.S. Census Bureau

### In Montour County...



Based on individuals **ages 18-24**  
Source: 2013-2017 American Community Survey 5-Year Estimates, U.S. Census Bureau



Interpretation: 7.2% of the labor force **ages 16-24** in Montour County is unemployed  
Source: 2013-2017 American Community Survey 5-Year Estimates, U.S. Census Bureau

### Where do Youth Work...

#### Montour County

- Health Care and Social Assistance: 44%
- Accommodation and Food Services: 16%
- Retail Trade: 10%

#### Central Pennsylvania

- Accommodation and Food Services: 23%
- Retail Trade: 19%
- Government (includes Public Education): 15%

#### Pennsylvania

- Accommodation and Food Services: 22%
- Retail Trade: 20%
- Health Care and Social Assistance: 12%

### Which Industries Employ Youth...

#### Montour County

- Accommodation and Food Services: 33%
- Information: 24%
- Retail Trade: 23%

#### Central Pennsylvania

- Accommodation and Food Services: 39%
- Arts, Entertainment, and Recreation: 28%
- Retail Trade: 23%

#### Pennsylvania

- Accommodation and Food Services: 35%
- Arts, Entertainment, and Recreation: 26%
- Retail Trade: 24%

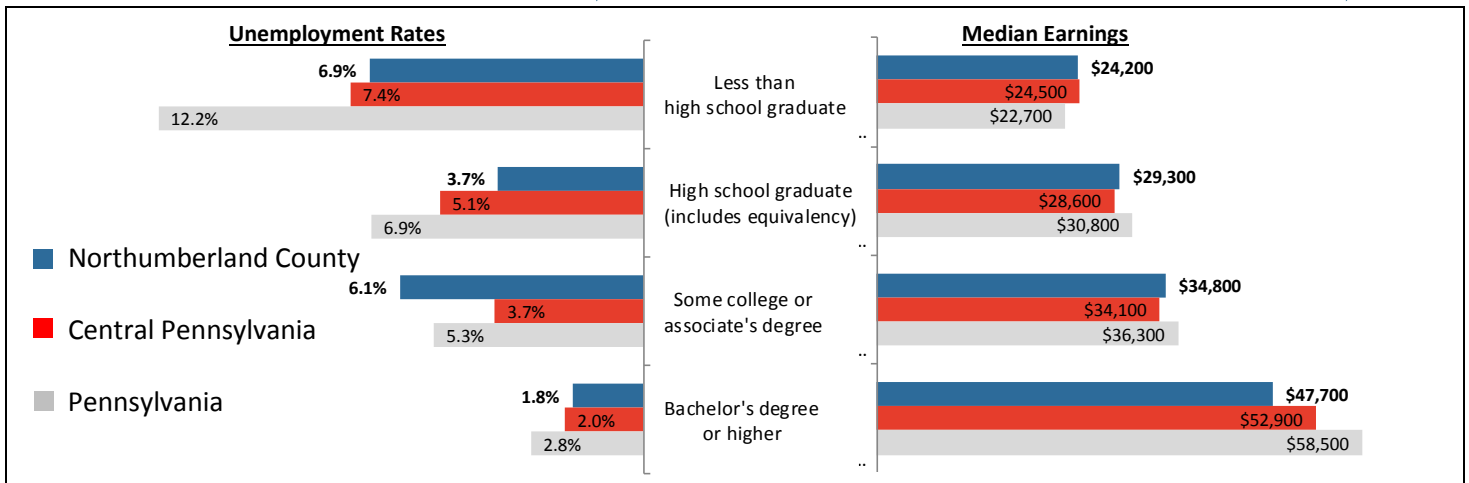
Interpretation: 44% of workers **ages 14-24** in Montour County work in Health Care and Social Assistance  
Source: EMSI, 2018.4

Interpretation: 33% of workers in the Accommodation and Food Services industry are **ages 14-24** in Montour County  
Source: EMSI, 2018.4

## AS EDUCATION LEVELS INCREASE...

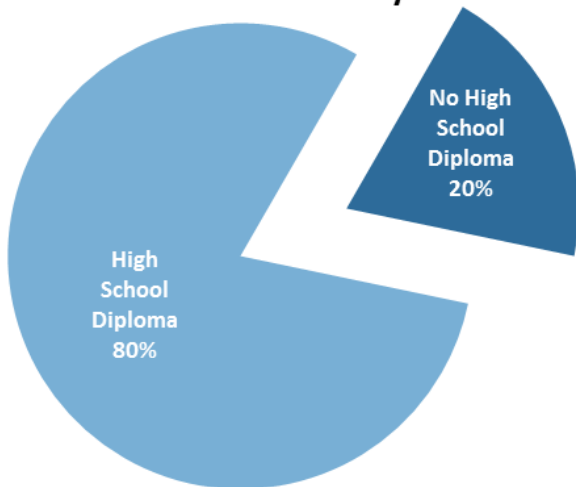
Unemployment rates decrease...

And earnings increase!!!



Based on unemployment rates (ages 25 to 64) and median earnings (ages 25 and over)  
Source: 2013-2017 American Community Survey 5-Year Estimates, U.S. Census Bureau

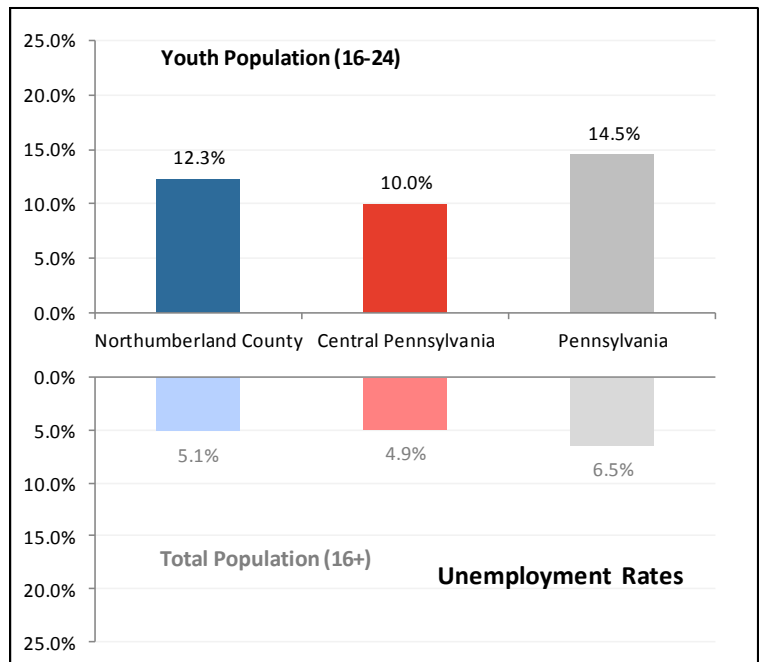
### In Northumberland County...



Central Pennsylvania: 9%  
Pennsylvania: 12%

Based on individuals ages 18-24

Source: 2013-2017 American Community Survey 5-Year Estimates, Interpretation: 12.3% of the labor force ages 16-24 in Northumberland County is unemployed  
U.S. Census Bureau



### Where do Youth Work...

#### Northumberland County

- Accommodation and Food Services: 15%
- Retail Trade: 15%
- Health Care and Social Assistance: 12%

#### Central Pennsylvania

- Accommodation and Food Services: 23%
- Retail Trade: 19%
- Government (includes Public Education): 15%

#### Pennsylvania

- Accommodation and Food Services: 22%
- Retail Trade: 20%
- Health Care and Social Assistance: 12%

### Which Industries Employ Youth...

#### Northumberland County

- Arts, Entertainment, and Recreation: 36%
- Accommodation and Food Services: 34%
- Management of Companies and Enterprises: 26%

#### Central Pennsylvania

- Accommodation and Food Services: 39%
- Arts, Entertainment, and Recreation: 28%
- Retail Trade: 23%

#### Pennsylvania

- Accommodation and Food Services: 35%
- Arts, Entertainment, and Recreation: 26%
- Retail Trade: 24%

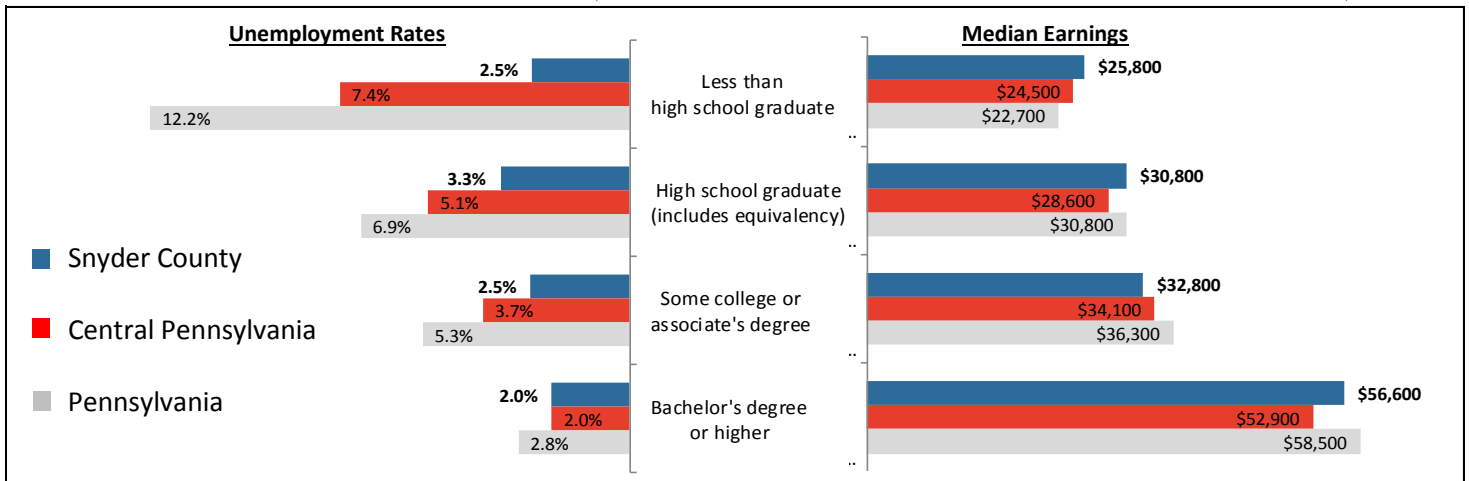
Interpretation: 15% of workers ages 14-24 in Northumberland County work in Accommodation and Food Services  
Source: EMSI, 2018.4

Interpretation: 36% of workers in the Arts, Entertainment, and Recreation industry are ages 14-24 in Northumberland County  
Source: EMSI, 2018.4

## AS EDUCATION LEVELS INCREASE...

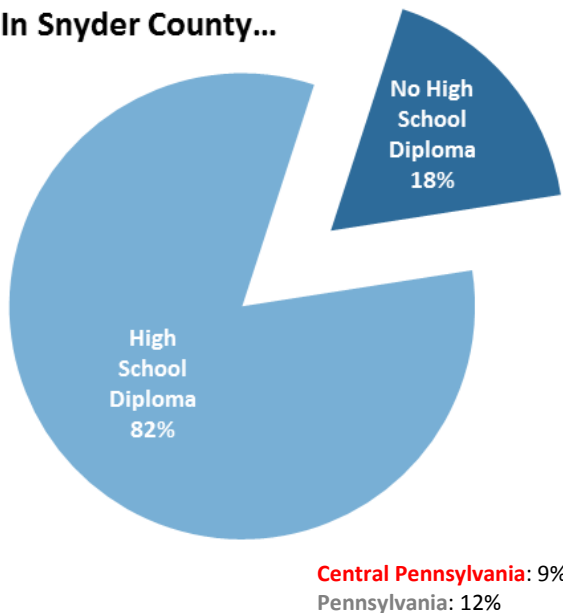
Unemployment rates decrease...

And earnings increase!!!

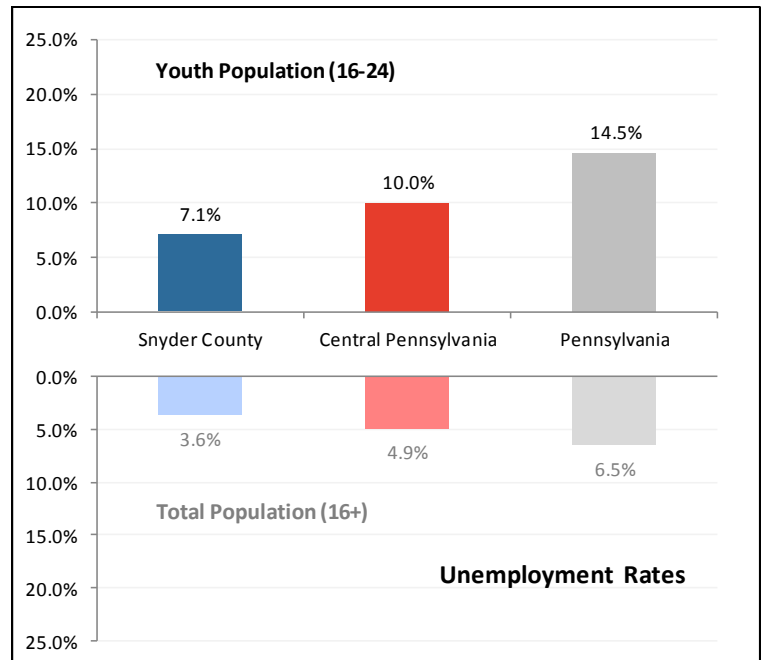


Based on unemployment rates (ages 25 to 64) and median earnings (ages 25 and over)  
Source: 2013-2017 American Community Survey 5-Year Estimates, U.S. Census Bureau

### In Snyder County...



Based on individuals **ages 18-24**  
Source: 2013-2017 American Community Survey 5-Year Estimates, U.S. Census Bureau



Interpretation: 7.1% of the labor force **ages 16-24** in Snyder County is unemployed  
Source: 2013-2017 American Community Survey 5-Year Estimates, U.S. Census Bureau

### Where do Youth Work...

#### Snyder County

- Retail Trade: 28%
- Accommodation and Food Services: 27%
- Manufacturing: 13%

#### Central Pennsylvania

- Accommodation and Food Services: 23%
- Retail Trade: 19%
- Government (includes Public Education): 15%

#### Pennsylvania

- Accommodation and Food Services: 22%
- Retail Trade: 20%
- Health Care and Social Assistance: 12%

### Which Industries Employ Youth...

#### Snyder County

- Accommodation and Food Services: 45%
- Arts, Entertainment, and Recreation: 33%
- Information: 25%

#### Central Pennsylvania

- Accommodation and Food Services: 39%
- Arts, Entertainment, and Recreation: 28%
- Retail Trade: 23%

#### Pennsylvania

- Accommodation and Food Services: 35%
- Arts, Entertainment, and Recreation: 26%
- Retail Trade: 24%

Interpretation: 28% of workers **ages 14-24** in Snyder County work in Retail Trade  
Source: EMSI, 2018.4

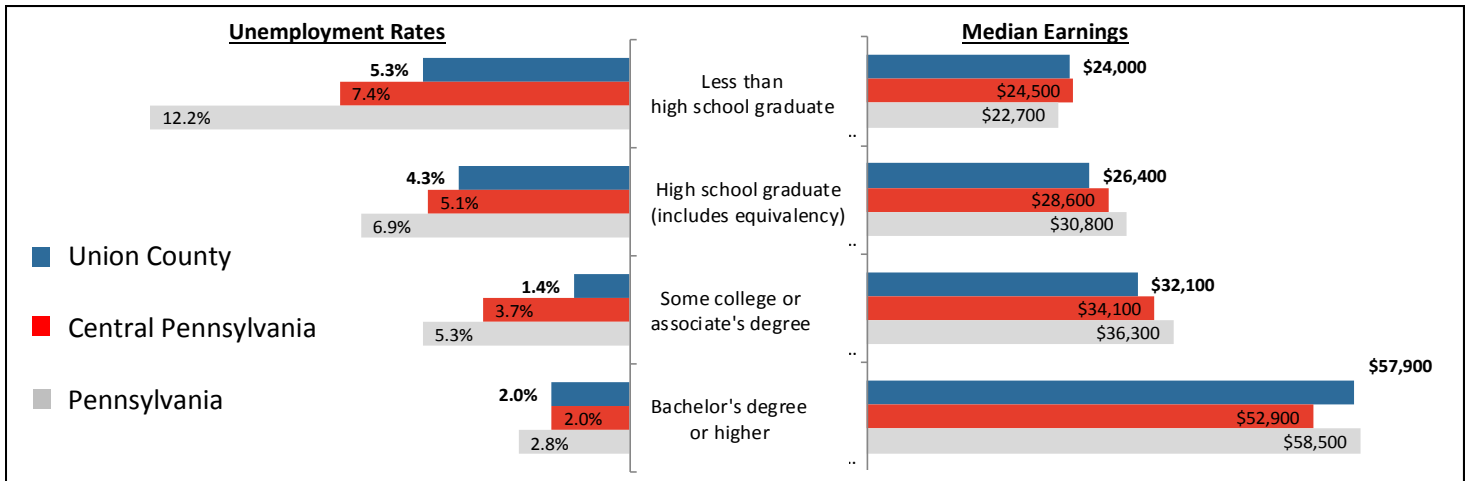
Interpretation: 45% of workers in the Accommodation and Food Services industry are **ages 14-24** in Snyder County  
Source: EMSI, 2018.4



## AS EDUCATION LEVELS INCREASE...

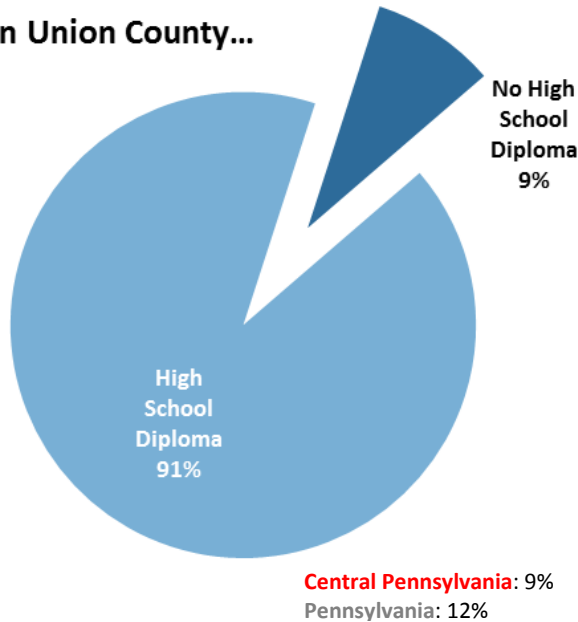
Unemployment rates decrease...

And earnings increase!!!

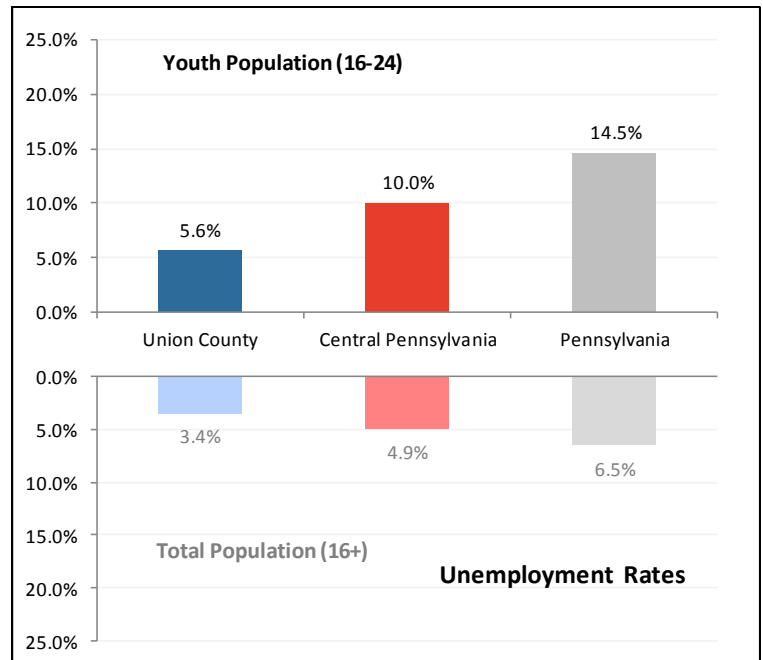


Based on unemployment rates (ages 25 to 64) and median earnings (ages 25 and over)  
Source: 2013-2017 American Community Survey 5-Year Estimates, U.S. Census Bureau

### In Union County...



Based on individuals **ages 18-24**  
Source: 2013-2017 American Community Survey 5-Year Estimates, U.S. Census Bureau



Interpretation: 5.6% of the labor force **ages 16-24** in Union County is unemployed  
Source: 2013-2017 American Community Survey 5-Year Estimates, U.S. Census Bureau

### Where do Youth Work...

#### Union County

- Accommodation and Food Services: 31%
- Retail Trade: 15%
- Educational Services (Private): 12%

#### Central Pennsylvania

- Accommodation and Food Services: 23%
- Retail Trade: 19%
- Government (includes Public Education): 15%

#### Pennsylvania

- Accommodation and Food Services: 22%
- Retail Trade: 20%
- Health Care and Social Assistance: 12%

Interpretation: 31% of workers **ages 14-24** in Union County work in Accommodation and Food Services  
Source: EMSI, 2018.4

### Which Industries Employ Youth...

#### Union County

- Accommodation and Food Services: 37%
- Mining, Quarrying, and Oil and Gas Extraction: 35%
- Utilities: 28%

#### Central Pennsylvania

- Accommodation and Food Services: 39%
- Arts, Entertainment, and Recreation: 28%
- Retail Trade: 23%

#### Pennsylvania

- Accommodation and Food Services: 35%
- Arts, Entertainment, and Recreation: 26%
- Retail Trade: 24%

Interpretation: 37% of workers in the Accommodation and Food Services industry are **ages 14-24** in Union County  
Source: EMSI, 2018.4